

VINTAGE


CARMEN TRUE TILES



— Vintage

A ceramic collection conceived as a tool for creativity thanks to its endless possibilities of combination. Vintage is composed of small-format pieces in bright finish. It is also available in 10 different colors. Regular, flattened hexagons, square floor tiles and “meter-like” tiles in two sizes completed with decoration and special pieces. There is a Vintage for every project!

Una colección cerámica pensada como una herramienta para la creatividad gracias a sus infinitas posibilidades de combinación. Vintage está compuesta por piezas de pequeño formato en acabado brillo y disponibles en 10 colores diferentes. Hexágonos regulares y achatados, baldosa cuadrada y azulejo ‘tipo metro’ en dos tamaños que se completa con decorados y piezas especiales. ¡Hay un Vintage para cada proyecto!



Retro spirit, contemporary result.

Vintage is a charming collection of coating full with a unique nostalgic touch. In order to give it that special character, we have developed a color palette with echoes of the past, but which respond to the latest chromatic trends. Different formats and sizes are combined in one of Carmen's most complete small-size collection.

Espíritu retro, resultado contemporáneo

Vintage es una colección de revestimiento llena de encanto y con un punto nostálgico único. Para darle ese carácter tan especial hemos desarrollado una paleta de color con ecos del pasado, pero que responden a las últimas tendencias cromáticas. Diferentes formatos y tamaños se combinan en una de las colecciones de pequeño tamaño más completas de Carmen.

Vintage

7,5X30 - 7,5X15 - 15X15 - 17,5X20,2 - 10X20 3"X12"- 3"X6"- 6"X6"- 7"X8"- 4"X8"




VINTAGE WHITE
7,5X30 / 3"X12" P99/M



VINTAGE NATURAL
7,5X30 / 3"X12" P99/M



VINTAGE GREY
7,5X30 / 3"X12" P99/M



VINTAGE LAKE
7,5X30 / 3"X12" P99/M



VINTAGE GRAPHITE
7,5X30 / 3"X12" P99/M



VINTAGE BLACK
7,5X30 / 3"X12" P99/M



VINTAGE IVORY
7,5X30 / 3"X12" P99/M



VINTAGE LEAD
7,5X30 / 3"X12" P99/M



VINTAGE WHITE
7,5X15 / 3"X6" N64/M



VINTAGE NATURAL
7,5X15 / 3"X6" N64/M



VINTAGE GREY
7,5X15 / 3"X6" N64/M




VINTAGE LAKE
7,5X15 / 3"X6" N64/M



VINTAGE WHITE
15X15 / 6"X6" N65/M



VINTAGE NATURAL
15X15 / 6"X6" N65/M



VINTAGE GREY
15X15 / 6"X6" N65/M



VINTAGE LAKE
15X15 / 6"X6" N65/M



VINTAGE IVORY
7,5X15 / 3"X6" N64/M



VINTAGE LEAD
7,5X15 / 3"X6" N64/M




VINTAGE GRAPHITE
7,5X15 / 3"X6" N64/M



VINTAGE BLACK
7,5X15 / 3"X6" N64/M



VINTAGE IVORY
15X15 / 6"X6" N65/M



VINTAGE LEAD
15X15 / 6"X6" N65/M



VINTAGE GRAPHITE
15X15 / 6"X6" N65/M



VINTAGE BLACK
15X15 / 6"X6" N65/M



DECOR POESIA
WHITE
17,8X15 / 7"X6"
K08/P



DECOR POESIA
NATURAL
17,8X15 / 7"X6"
K08/P



DECOR POESIA
GREY
17,8X15 / 7"X6"
K08/P



DECOR POESIA
LAKE
17,8X15 / 7"X6"
K08/P



DECOR POESIA
IVORY
17,8X15 / 7"X6"
K08/P



DECOR POESIA
LEAD
17,8X15 / 7"X6"
K08/P



DECOR POESIA
GRAPHITE
17,8X15 / 7"X6"
K08/P



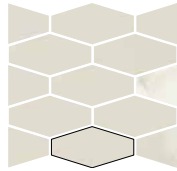
DECOR POESIA
BLACK
17,8X15 / 7"X6"
K08/P

Vintage

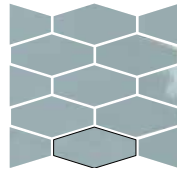
7,5X30 - 7,5X15 - 15X15 - 17,5X20,2 - 10X20 3"X12"- 3"X6"- 6"X6"- 7"X8"- 4"X8"




HEXTRA WHITE
10X20 / 4"X8"
P32 / M



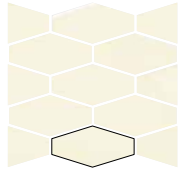
HEXTRA NATURAL
10X20 / 4"X8"
P32 / M




HEXTRA LAKE
10X20 / 4"X8"
P32 / M




HEXTRA GREY
10X20 / 4"X8"
P32 / M




HEXTRA IVORY
10X20 / 4"X8"
P32 / M



HEXTRA LEAD
10X20 / 4"X8"
P32 / M



HEXTRA GRAPHITE
10X20 / 4"X8"
P32 / M




HEXTRA BLACK
10X20 / 4"X8"
P33 / M

SPECIAL PIECES · PIEZAS ESPECIALES

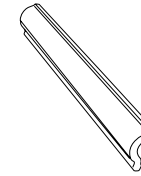
AVAILABLE IN ALL COLORS · DISPONIBLE EN TODOS LOS COLORES



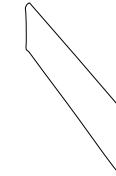
MOLDURA VINTAGE
5X30 / 2"X12" **K26/P**
5X15 / 2"X6" **K34/P**



TORELLO VINTAGE
2X30 / 1"X12" **K25/P**
2X15 / 1"X6" **K45/P**



LONDON VINTAGE
5X30 / 2"X12" **K26/P**
5X15 / 2"X6" **K34/P**



BULLNOSE VINTAGE
7,5X30 / 3"X12" **K24/P**
7,5X15 / 3"X6" **K23/P**



ANG. EXT. TORELLO VINTAGE
2X2 / 0,8"X0,8" **K24/P**



ANG. EXT. MOLDURA VINTAGE
3X5 / 1,2"X2" **K24/P**

CARACTERÍSTICAS TÉCNICAS · TECHNICAL CHARACTERISTICS



WHITE BODY / PASTA BLANCA



WALL TILE / REVESTIMIENTO



SHINE / BRILLO



THICKNESS 0,3" / ESPESOR 8,9MM




UNIFORM APPEARANCE / ASPECTO UNIFORME

FORMATO PZAS	PZS/CAJA TILES/BOX PIÈCES/BOITE	M2/CAJA SQM/BOX MÈTRES/BOITE	KG/CAJA KG/BOX KG/BOITE	CAJAS/PALLET BOXES/PALLET BOITES/PALETTE	M2/PALLET SQM/PALLET MÈTRES/PALETTE	KG/PALLET KG/PALLET MÈTRES/PALETTE
7,5x30	22	0,50	6,72	120	60	806
15x15	22	0,5	6,99	120	60	839
7,5x15	44	0,5	7	120	60	908
10X20	36	0,50	7,70	96	48	739



HEXTRA WHITE 10X20.WABI GRAFITE LAPATTO RECT 60X120



VINTAGE IVORY 7.5X30.ALABAMA QUERCIA 20X120.



HEXAGON VINTAGE NATURAL 17.5X20.2. HEXAGON VINTAGE GRAPHITE 17.5X20.2.





HEXTRA NATURAL 10X20.



VINTAGE GREY 7,5X30. EVOLUTION GREY RECT. 60X60.

VINTAGE WHITE 7,5X30. LONDON VINTAGE WHITE 5X30.





apegrupo.com

CARMEN
true tiles