

RODANO · MOSAICO RODANO

Revestimiento Monoporosa Rectificado / Wall Tiles Rectified



RODANO ACERO
31.6x90x0.9cm P3470631 / 100120789 G261
Butech recomienda junta / Butech recommends joint: Colorstuk Rapid n Manhattan B22502002 / 100004295

PERFIL RODANO ACERO
1,5x31,6cm P6209077 / 100126424 G77



RODANO SILVER
31.6x90x0.9cm P3470633 / 100120798 G261
Butech recomienda junta / Butech recommends joint: Colorstuk Rapid n Cemento B22502004 / 100004297

PERFIL RODANO SILVER
1,5x31,6cm P6209076 / 100126425 G77



RODANO TAUPE
31.6x90x0.9cm P3470634 / 100120792 G261
Butech recomienda junta / Butech recommends joint: Colorstuk Rapid n Gris B22502013 / 100004305

PERFIL RODANO TAUPE
1,5x31,6cm P6209078 / 100126426 G77



RODANO CALIZA
31.6x90x0.9cm P3470632 / 100120795 G261
Butech recomienda junta / Butech recommends joint: Colorstuk Rapid n Gris B22502013 / 100004305

PERFIL RODANO CALIZA
1,5x31,6cm P6209079 / 100126428 G77



MOSAICO RODANO ACERO
31.6x90x1.13cm P3470624 / 100120782 G271
Butech recomienda junta / Butech recommends joint: Colorstuk Rapid n Manhattan B22502002 / 100004295



MOSAICO RODANO SILVER
31.6x90x1.13cm P3470625 / 100120785 G271
Butech recomienda junta / Butech recommends joint: Colorstuk Rapid n Cemento B22502004 / 100004297



MOSAICO RODANO TAUPE
31.6x90x1.13cm P3470627 / 100120783 G271
Butech recomienda junta / Butech recommends joint: Colorstuk Rapid n Gris B22502013 / 100004305



MOSAICO RODANO CALIZA
31.6x90x1.13cm P3470626 / 100120784 G271
Butech recomienda junta / Butech recommends joint: Colorstuk Rapid n Gris B22502013 / 100004305

TECHNICAL SPECS · INFORMACIÓN TÉCNICA


EMBALAJE / PACKING

FORMATO cm	PZ/CJ	M2/CJ	CJ/PAL	M2/PAL	*KG/CJ	*KG/PAL	Adhesivo
31.6x90cm	4	1,14	57	64,84	18,42	1049,73	Fr-one n
31.6x90cm Mos.	3	0,85	66	56,31	14,74	972,79	Fr-one n
1,5x31,6cm	30	0,28	42	11,94	3,83	160,93	Fr-one n

*valores aproximados. *approximated values.



PAVIMENTO COMBINABLE: SERIE RODANO 59,6x59,6cm · PAG.182
FLOOR TILES COMBINATIONS: RODANO SERIES 59,6x59,6cm · PAG.182



SENA

Revestimiento Monoporosa Rectificado / Wall Tiles Rectified



SENA ACERO
31.6x90x0.9cm P3470643 / 100121113 G261
Butech recomienda junta / Butech recommends joint: Colorstuk Rapid n Manhattan B22502002 / 100004295

PERFIL SENa ACERO
1,5x31,6cm P6209081 / 100133076 G77



SENA CALIZA
31.6x90x0.9cm P3470644 / 100121115 G261
Butech recomienda junta / Butech recommends joint: Colorstuk Rapid n Gris B22502013 / 100004305

PERFIL SENa CALIZA
1,5x31,6cm P6209080 / 100133077 G77

TECHNICAL SPECS · INFORMACIÓN TÉCNICA

EMBALAJE / PACKING

FORMATO cm	PZ/CJ	M2/CJ	CJ/PAL	M2/PAL	*KG/CJ	*KG/PAL	Adhesivo
31.6x90cm	4	1,14	57	64,84	19,09	1088,01	Fr-one n
1,5x31,6cm	30	0,28	42	11,94	3,83	160,93	Fr-one n


*valores aproximados. *approximated values.



SENa ACERO 31.6x90cm

RODANO · MOSAICO RODANO

Revestimiento Monoporosa / Wall Tiles



RODANO ACERO 31,6x59,2x0,9cm
P2310706 / 100123783 G226
Butech recomienda junta / Butech recommends joint:
Colorstuk Rapid n Manhattan B22502002 / 100004295



MOSAICO RODANO ACERO 31,6x59,2x1,13cm
P2310708 / 100124082 G233
Butech recomienda junta / Butech recommends joint:
Colorstuk Rapid n Manhattan B22502002 / 100004295



RODANO TAUPE 31,6x59,2x0,9cm
P2310704 / 100123785 G226
Butech recomienda junta / Butech recommends joint:
Colorstuk Rapid n Gris B22502013 / 100004305



MOSAICO RODANO TAUPE 31,6x59,2x1,13cm
P2310709 / 100124084 G233
Butech recomienda junta / Butech recommends joint:
Colorstuk Rapid n Gris B22502013 / 100004305





RODANO CALIZA 31,6x59,2x0,9cm
P2310705 / 100123784 G226
Butech recomienda junta / Butech recommends joint:
Colorstuk Rapid n Gris B22502013 / 100004305



MOSAICO RODANO CALIZA 31,6x59,2x1,13cm
P2310707 / 100124083 G233
Butech recomienda junta / Butech recommends joint:
Colorstuk Rapid n Gris B22502013 / 100004305

RODANO LINEAL

Revestimiento Monoporosa / Wall Tiles



RODANO LINEAL ACERO 31,6x59,2cm
P2310716 / 100177522 G233
Butech recomienda junta / Butech recommends joint:
Colorstuk Rapid n Manhattan B22502002 / 100004295



RODANO LINEAL TAUPE 31,6x59,2cm
P2310714 / 100177532 G233
Butech recomienda junta / Butech recommends joint:
Colorstuk Rapid n Gris B22502013 / 100004305



RODANO LINEAL CALIZA 31,6x59,2cm
P2310715 / 100177523 G233
Butech recomienda junta / Butech recommends joint:
Colorstuk Rapid n Gris B22502013 / 100004305

TECHNICAL SPECS · INFORMACIÓN TÉCNICA

EMBALAJE / PACKING

FORMATO cm	PZ/CJ	MZ/CJ	CJ/PAL	MZ/PAL	*KG/CJ	*KG/PAL	Adhesivo
31,6x59,2cm	6	1,13	72	81,22	15,72	1131,84	Fr-one n
31,6x59,2cm Mosaico	5	0,94	72	67,68	14,35	1033,2	Fr-one n

*valores aproximados. *approximated values.




PAVIMENTO COMBINABLE: SERIE RODANO 44,3x44,3cm · PAG.214
FLOOR TILES COMBINATIONS: RODANO SERIES 44,3x44,3cm · PAG.214

TECHNICAL SPECS · INFORMACIÓN TÉCNICA

EMBALAJE / PACKING

FORMATO cm	PZ/CJ	MZ/CJ	CJ/PAL	MZ/PAL	*KG/CJ	*KG/PAL	Adhesivo
31,6x59,2cm	6	1,13	72	81,22	17,45	1256,2	Fr-one n

*valores aproximados. *approximated values.



PAVIMENTO COMBINABLE: SERIE RODANO 44,3x44,3cm · PAG.214
FLOOR TILES COMBINATIONS: RODANO SERIES 44,3x44,3cm · PAG.214

RODANO

Gres Porcellanato Rectificado · Color Masa / Rectified Porcellanato Tiles · Coloured Biscuit



RODANO ACERO S-R
80x80x1,2cm P1760079 / 100154670 G369
59,6x59,6x1,1cm P1856901 / 100138631 G354
Butech recomienda junta / Butech recommends joint:
Colorstuk Rapid n Manhattan B22502002 / 100004295



RODANO ACERO ANTISLIP S-R
59,6x59,6x1,1cm P1856902 / 100138630 G359



RODANO CALIZA S-R
80x80x1,2cm P1760080 / 100154671 G369
59,6x59,6x1,1cm P1856900 / 100138632 G354
Butech recomienda junta / Butech recommends joint:
Colorstuk Rapid n Gris B22502013 / 100004305



RODANO SILVER S-R
80x80x1,2cm P1760075 / 100153706 G369
59,6x59,6x1,1cm P1856904 / 100138634 G354
Butech recomienda junta / Butech recommends joint:
Colorstuk Rapid n Cemento B22502004 / 100004297



RODANO SILVER ANTISLIP S-R
59,6x59,6x1,1cm P1856903 / 100138633 G359



RODANO TAUPE S-R
59,6x59,6x1,1cm P1856905 / 100138636 G354
Butech recomienda junta / Butech recommends joint:
Colorstuk Rapid n Cemento B22502004 / 100004297



RODANO TAUPE ANTISLIP S-R
59,6x59,6x1,1cm P1856899 / 100138635 G359



RODANO ACERO 59,6x59,6cm

TECHNICAL SPECS · INFORMACIÓN TÉCNICA

EMBALAJE / PACKING

FORMATO cm	PZ/CJ	M2/CJ	CJ/PAL	M2/PAL	*KG/CJ	*KG/PAL	Adhesivo
80x80cm	2	1,28	40	51,2	35,7	1417,32	one-flex n / maxifluid
59,6x59,6cm	4	1,42	32	45,47	35,24	1127,62	one-flex n / maxifluid
9,6x59,6cm Zócalo	18	0,97	56	54,07	23,25	1301,92	one-flex n
9x80cm Zócalo	12	0,86	42	36,29	23,16	972,72	one-flex n
31,6x59,6cm Huella Tec.	2	0,42	48	19,97	11,33	543,84	one-flex n / maxifluid
31,6x59,6cm Huella Tec. Esq.	1	0,21	48	9,98	5,67	271,92	one-flex n / maxifluid

*valores aproximados. *approximated values.

i INTENSIDAD DE TRÁNSITO PEATONAL: TRÁNSITO INTENSO
INTENSITY OF PEDESTRIAN TRANSIT: HARD TRANSIT

ZÓCALO	9x80cm	
RODANO ACERO	P4160006 / 100141005	G63
RODANO SILVER	P4160010 / 100141007	G63
RODANO CALIZA	P4160009 / 100141006	G63

ZÓCALO	9x59,6cm	
RODANO ACERO	P9210163 / 100138027	G30
RODANO SILVER	P9210150 / 100137975	G30
RODANO TAUPE	P9210152 / 100137976	G30
RODANO CALIZA	P9210151 / 100137974	G30

- HUELLA TÉCNICA 31,6x59,6cm		ESQUINA DERECHA		ESQUINA IZQUIERDA		
RODANO ACERO	P9210134 / 100123907	G130	P9210199 / 100140956	G150	P9210133 / 100123908	G150
RODANO ACERO ANT.	P9210234 / 100148524	G130	P9210232 / 100148522	G150	P9210233 / 100148523	G150
RODANO SILVER	P9210180 / 100138071	G130	P9210179 / 100138029	G150	P9210181 / 100138070	G150
RODANO SILVER ANT.	P9210242 / 100149822	G130	P9210238 / 100149618	G150	P9210239 / 100149820	G150
RODANO TAUPE	P9210186 / 100140947	G130	P9210200 / 100140958	G150	P9210193 / 100140967	G150
RODANO TAUPE ANT.	P9210241 / 100149823	G130	P9210240 / 100149619	G150	P9210243 / 100149821	G150
RODANO CALIZA	P9210142 / 100130107	G130	P9210202 / 100140957	G150	P9210198 / 100140966	G150
- HUELLA TÉCNICA 31,6x80cm		G153	- HUELLA TÉCNICA ESQ. DER/IZQ. 31,6x80cm		G181	



RODANO ACERO 44,3x44,3cm

RODANO

Gres Porcellanato / Porcellanato Tiles



RODANO ACERO
44,3x44,3x1cm P2460033 / 100123817 G311
Butech recomienda junta / Butech recommends joint:
Colorstuk Rapid n Manhattan B22502002 / 100004295



RODANO TAUPE
44,3x44,3x1cm P2460032 / 100123819 G311
Butech recomienda junta / Butech recommends joint:
Colorstuk Rapid n Cemento B22502004 / 100004297



RODANO CALIZA
44,3x44,3x1cm P2460034 / 100123818 G311
Butech recomienda junta / Butech recommends joint:
Colorstuk Rapid n Gris B22502013 / 100004305

TECHNICAL SPECS · INFORMACIÓN TÉCNICA

EMBALAJE / PACKING

FORMATO cm	P2/CJ	M2/CJ	CJ/PAL	M2/PAL	*KG/CJ	*KG/PAL	Adhesivo
44,3x44,3cm	5	0,98	66	64,76	22,65	1494	flexitec n
10x44,3cm Zócalo	20	0,89	72	63,79	18,34	1320,48	one-flex n

*valores aproximados. *approximated values.

i INTENSIDAD DE TRÁNSITO PEATONAL: TRÁNSITO MODERADO
INTENSITY OF PEDESTRIAN TRANSIT: MODERATE TRANSIT

ZÓCALO	10x44,3cm	
RODANO ACERO	P8270053 / 100141845	G7
RODANO TAUPE	P8270054 / 100141846	G7
RODANO CALIZA	P8270046 / 100130259	G7



- **BUJELA TÉCNICA** 31,8x44,3cm
RODANO

ESQUINA DERECHA


G125

ESQUINA IZQUIERDA

G138

NATAL

Gres Porcellanato / Porcellanato Tiles



NATAL MARFIL
44,3x44,3x1cm P2460039 / 100140103 G311
Butech recomienda junta / Butech recommends joint:
Colorstuk Rapid n Marfil B22502009 / 100004302

TECHNICAL SPECS · INFORMACIÓN TÉCNICA

EMBALAJE / PACKING

FORMATO cm	P2/CJ	M2/CJ	CJ/PAL	M2/PAL	*KG/CJ	*KG/PAL	Adhesivo
44,3x44,3cm	5	0,98	66	64,76	22,65	1494	flexitec n

*valores aproximados. *approximated values.

i INTENSIDAD DE TRÁNSITO PEATONAL: TRÁNSITO INTENSO
INTENSITY OF PEDESTRIAN TRANSIT: HARD TRANSIT