

MANILA · MANILA DECO

Revestimiento Monoporosa Rectificado / Wall Tiles Rectified



MANILA BLANCO
31,6x90x0,92cm P3470788 / 100161047 G261
Butech recomienda junta / Butech recommends joint: Colorstuk Rapid n Blanco B22501001 / 100004294

PERFIL MANILA BLANCO
1,5x31,6cm P6209116 / 100161430 G77



MANILA DECO BLANCO
31,6x90x0,92cm P3470806 / 100161477 G271
Butech recomienda junta / Butech recommends joint: Colorstuk Rapid n Blanco B22501001 / 100004294

PERFIL MANILA DECO BLANCO
1,5x31,6cm P6209116 / 100161430 G77

TECHNICAL SPECS · INFORMACIÓN TÉCNICA

EMBALAJE / PACKING

FORMATO cm	PZ/CJ	M2/CJ	CJ/PAL	M2/PAL	*KG/CJ	*KG/PAL	Adhesivo
31,6x90cm	4	1,14	57	64,84	19,09	1088,01	Fr-one n
31,6x90cm Deco	3	0,85	57	48,63	14,32	816,01	Fr-one n
1,5x31,6cm	30	0,28	42	11,94	3,83	160,93	Fr-one n

*valores aproximados. *approximated values.



MANILA BLANCO & MANILA DECO BLANCO 31,6x90cm

PARK

Revestimiento Monoporosa Rectificado / Wall Tiles Rectified



PARK ACERO
31,6x90x0,9cm P3470729 / 100145725 G261
Butech recomienda junta / Butech recommends joint: Colorstuk Rapid n Manhattan B22502002 / 100004295

PERFIL PARK ACERO
1,5x31,6cm P6209106 / 100147025 G77



PARK LINEAL ACERO
31,6x90x0,95cm P3470726 / 100145729 G271
Butech recomienda junta / Butech recommends joint: Colorstuk Rapid n Manhattan B22502002 / 100004295

PERFIL PARK LINEAL ACERO
1,5x31,6cm P6209106 / 100147025 G77



PARK SILVER
31,6x90x0,9cm P3470728 / 100145752 G261
Butech recomienda junta / Butech recommends joint: Colorstuk Rapid n Cemento B22502004 / 100004297

PERFIL PARK SILVER
1,5x31,6cm P6209104 / 100147027 G77



PARK LINEAL SILVER
31,6x90x0,95cm P3470723 / 100145751 G271
Butech recomienda junta / Butech recommends joint: Colorstuk Rapid n Cemento B22502004 / 100004297

PERFIL PARK LINEAL SILVER
1,5x31,6cm P6209104 / 100147027 G77

TECHNICAL SPECS · INFORMACIÓN TÉCNICA


EMBALAJE / PACKING

FORMATO cm	PZ/CJ	M2/CJ	CJ/PAL	M2/PAL	*KG/CJ	*KG/PAL	Adhesivo
31,6x90cm	4	1,14	57	64,84	18,17	1071	Fr-one n
1,5x31,6cm	30	0,28	42	11,94	3,72	156,24	Fr-one n

*valores aproximados. *approximated values.



PAVIMENTO COMBINABLE: SERIE PARK 59,6x59,6cm - PAG.172
FLOOR TILES COMBINATIONS: PARK SERIES 59,6x59,6cm - PAG.172



PARK · PARK LINEAL

Revestimiento Monoporosa / Wall Tiles



PARK GRIS 20x31,6x0,8cm
P3149885 / 100157359 G205
Butech recomienda junta:
Butech recommends joint:
Colorstuk Rapid n Manhattan
B22502002 / 100004295



PARK LINEAL GRIS 20x31,6x1cm
P3149887 / 100157376 G222
Butech recomienda junta:
Butech recommends joint:
Colorstuk Rapid n Manhattan
B22502002 / 100004295



PARK ARENA 20x31,6x0,8cm
P3149886 / 100157371 G205
Butech recomienda junta:
Butech recommends joint:
Colorstuk Rapid n Gris
B22502013 / 100004305



PARK LINEAL ARENA 20x31,6x1cm
P3149884 / 100157377 G222
Butech recomienda junta:
Butech recommends joint:
Colorstuk Rapid n Gris
B22502013 / 100004305

JAPAN

Revestimiento Monoporosa / Wall Tiles



JAPAN BLANCO-M 20x31,6x0,9cm
P3149882 / 100160371 G205
Butech recomienda junta:
Butech recommends joint:
Colorstuk Rapid n Gris
B22502013 / 100004305
Colorstuk Rapid n Blanco
B22501001 / 100004294



JAPAN MARINE-M 20x31,6x0,9cm
P3149883 / 100160372 G205
Butech recomienda junta:
Butech recommends joint:
Colorstuk Rapid n Cemento
B22502004 / 100004297

TECHNICAL SPECS · INFORMACIÓN TÉCNICA

EMBALAJE / PACKING

FORMATO cm	PZ/CJ	MZ/CJ	CJ/PAL	MZ/PAL	*KG/CJ	*KG/PAL	Adhesivo
Japan	20	1,26	56	70,78	17,10	957,49	Fr-one n

*valores aproximados. *approximated values.



PAVIMENTO COMBINABLE: SERIE JAPAN 44,3x44,3cm · PAG.213
FLOOR TILES COMBINATIONS: JAPAN SERIES 44,3x44,3cm · PAG.213

JERSEY

Revestimiento Monoporosa / Wall Tiles



JERSEY MIX - M 20x31,6x0,9cm
P3149983 / 100105160 G222
Butech recomienda junta:
Butech recommends joint:
Colorstuk Rapid n Gris
B22502013 / 100004305



JERSEY 20x31,6x0,9cm
P3149984 / 100105162 G222
Butech recomienda junta:
Butech recommends joint:
Colorstuk Rapid n Blanco
B22501001 / 100004294

TECHNICAL SPECS · INFORMACIÓN TÉCNICA

EMBALAJE / PACKING

FORMATO cm	PZ/CJ	MZ/CJ	CJ/PAL	MZ/PAL	*KG/CJ	*KG/PAL	Adhesivo
20x31,6cm	22	1,39	56	77,86	18,17	1017,63	tixocem / bt-3000 n
20x31,6cm Park Lineal	18	1,14	56	63,7	15,32	857,59	tixocem / bt-3000 n

*valores aproximados. *approximated values.



PAVIMENTO COMBINABLE: SERIE PARK 44,3x44,3cm · PAG.212
FLOOR TILES COMBINATIONS: PARK SERIES 44,3x44,3cm · PAG.212

TECHNICAL SPECS · INFORMACIÓN TÉCNICA

EMBALAJE / PACKING

FORMATO cm	PZ/CJ	MZ/CJ	CJ/PAL	MZ/PAL	*KG/CJ	*KG/PAL	Adhesivo
Jersey	18	1,14	56	63,7	16,46	921,95	Fr-one n

*valores aproximados. *approximated values.

PARK · ANTIQUE

Gres Porcellanato Rectificado · Color Masa / Rectified Porcellanato Tiles · Coloured Biscuit



PARK SILVER S-R
59,6x59,6x1,1cm P1856921 / 100145385 G354
Butech recomienda junta / Butech recommends joint:
Colorstuk Rapid n Cemento B22502004 / 100004297



PARK ACERO S-R
59,6x59,6x1,1cm P1856927 / 100145726 G354
Butech recomienda junta / Butech recommends joint:
Colorstuk Rapid n Manhattan B22502002 / 100004295



PARK BLACK S-R
59,6x59,6x1,1cm P1856928 / 100145728 G354
Butech recomienda junta / Butech recommends joint:
Colorstuk Rapid n Negro B22502006 / 100004299



ANTIQUE SILVER S-R
59,6x59,6x1,1cm P1856930 / 100145533 G359
Butech recomienda junta / Butech recommends joint:
Colorstuk Rapid n Cemento B22502004 / 100004297



ANTIQUE ACERO S-R
59,6x59,6x1,1cm P1856935 / 100147629 G359
Butech recomienda junta / Butech recommends joint:
Colorstuk Rapid n Manhattan B22502002 / 100004295



ANTIQUE BLACK S-R
59,6x59,6x1,1cm P1856931 / 100145842 G359
Butech recomienda junta / Butech recommends joint:
Colorstuk Rapid n Negro B22502006 / 100004299



TECHNICAL SPECS · INFORMACIÓN TÉCNICA

EMBALAJE / PACKING							
FORMATO cm	PZ/CJ	MZ/CJ	CJ/PAL	MZ/PAL	*KG/CJ	*KG/PAL	Adhesivo
59,6x59,6cm	4	1,42	32	45,47	35,24	1127,62	one-flex n / maxifluid
9x59,6cm Zócalo	18	0,97	56	54,07	23,25	1301,92	one-flex n
31,6x59,6cm Huella Tec.	2	0,42	48	19,97	11,33	543,84	one-flex n / maxifluid
31,6x59,6cm Huella Tec. Esq.	1	0,21	48	9,98	5,67	271,92	one-flex n / maxifluid

*valores aproximados. *approximated values.

i
INTENSIDAD DE TRÁNSITO PEATONAL: TRÁNSITO INTENSO
INTENSITY OF PEDESTRIAN TRANSIT: HARD TRANSIT
- ANTIQUE SILVER ESTÁ FORMADO POR 10 DECORADOS DISTINTOS ALEATORIOS.
- ANTIQUE SILVER RANGE IS MADE IN 10 DIFFERENT RANDOM PATTERNS.
- ANTIQUE ACERO AND BLACK ESTÁ FORMADO POR 6 DECORADOS DISTINTOS ALEATORIOS.
- ANTIQUE ACERO AND BLACK RANGE IS MADE IN 6 DIFFERENT RANDOM PATTERNS.



ZÓCALO	5x59,6cm	
PARK ACERO	P9210207 / 100146859	G30
PARK SILVER	P9210211 / 100146860	G30
PARK BLACK	P9210212 / 100148066	G30



HUELLA TÉCNICA 31,6x59,6cm	ESQUINA DERECHA	ESQUINA IZQUIERDA
PARK SILVER	P9210224 / 100148480	P9210217 / 100148446
PARK ACERO	P9210222 / 100148458	P9210215 / 100148454
PARK BLACK	P9210226 / 100148459	P9210214 / 100148455



PARK ACERO 59,6x59,6cm

DOVER

Gres Porcellanato / Porcellanato Tiles




DOVER ACERO
44,3x44,3x1cm P2460065 / 100157354 G311
Butech recomienda junta / Butech recommends joint:
Colorstuk Rapid n Manhattan B22502002 / 100004295




DOVER CALIZA
44,3x44,3x1cm P2460064 / 100157357 G311
Butech recomienda junta / Butech recommends joint:
Colorstuk Rapid n Gris B22502013 / 100004305

SAFARI

Gres Porcellanato / Porcellanato Tiles



SAFARI ARENA
44,3x44,3x1cm P2460071 / 100177519 G311
Butech recomienda junta / Butech recommends joint:
Colorstuk Rapid n Beige B22502016 / 100004308



SAFARI CALIZA
44,3x44,3x1cm P2460072 / 100177540 G311
Butech recomienda junta / Butech recommends joint:
Colorstuk Rapid n Marfil B22502009 / 100004302

PARK

Gres Porcellanato / Porcellanato Tiles



PARK GRIS
44,3x44,3x1cm P2460068 / 100157370 G311
Butech recomienda junta / Butech recommends joint:
Colorstuk Rapid n Manhattan B22502002 / 100004295



PARK ARENA
44,3x44,3x1cm P2460066 / 100157372 G311
Butech recomienda junta / Butech recommends joint:
Colorstuk Rapid n Gris B22502013 / 100004305

JAPAN

Gres Porcellanato / Porcellanato Tiles



JAPAN BLANCO
44,3x44,3x1cm P2460048 / 100140546 G311
Butech recomienda junta / Butech recommends joint:
Colorstuk Rapid n Gris B22502013 / 100004305



JAPAN MARINE
44,3x44,3x1cm P2460049 / 100140547 G311
Butech recomienda junta / Butech recommends joint:
Colorstuk Rapid n Cemento B22502004 / 100004297

TECHNICAL SPECS · INFORMACIÓN TÉCNICA

EMBALAJE / PACKING							
FORMATO cm	PZ/CJ	M2/CJ	CJ/PAL	M2/PAL	*KG/CJ	*KG/PAL	Adhesivo
44,3x44,3cm	5	0,98	66	64,76	22,65	1494	flexitec n
10x44,3cm Zócalo	20	0,89	72	63,79	18,34	1320,48	one-flex n

*valores aproximados. *approximated values.

i INTENSIDAD DE TRÁNSITO PEATONAL: TRÁNSITO INTENSO
INTENSITY OF PEDESTRIAN TRANSIT: HARD TRANSIT

ZÓCALO 10x44,3cm			
DOVER ACERO	P8035368 / 100159645	G7	
DOVER CALIZA	P8035367 / 100159646	G7	
PARK ARENA	P8270070 / 100158750	G7	
PARK GRIS	P8270069 / 100158749	G7	

- HUELLA TÉCNICA 31,6x44,3cm		ESQUINA DERECHA	ESQUINA IZQUIERDA
DOVER / PARK	G125	G138	G138

TECHNICAL SPECS · INFORMACIÓN TÉCNICA

EMBALAJE / PACKING							
FORMATO cm	PZ/CJ	M2/CJ	CJ/PAL	M2/PAL	*KG/CJ	*KG/PAL	Adhesivo
44,3x44,3cm	5	0,98	66	64,76	22,65	1494	flexitec n

*valores aproximados. *approximated values.

i INTENSIDAD DE TRÁNSITO PEATONAL: TRÁNSITO MEDIO
INTENSITY OF PEDESTRIAN TRANSIT: MEDIUM TRANSIT