




REVESTIMIENTO: DOVER ACERO 31,6x90cm · DOVER SPIGA ACERO 31,6x90cm | PAVIMENTO: DOVER ACERO 59,6x59,6cm

**DOVER DOVER MODERN LINE DOVER SPIGA BELICE DOVER ANTIQUE**

Revestimiento Monoporosa Rectificado / Wall Tiles Rectified



**DOVER ACERO**  
31,6x90x0,9 cm P3470759 / 100155567 G261  
**PERFIL DOVER ACERO**  
1,5x31,6 cm P6209109 / 100156682 G77  
Butech recomienda junta / Butech recommends joint: Colorstuk Rapid n Gris B21522258/100236834



**DOVER MODERN LINE ACERO**  
31,6x90x1,14 cm P3470761 / 100155622 G271  
Butech recomienda junta / Butech recommends joint: Colorstuk Rapid n Gris B21522258/100236834



**DOVER SPIGA ACERO**  
31,6x90x1,04 cm P3470775 / 100155972 G271  
Butech recomienda junta / Butech recommends joint: Colorstuk Rapid n Gris B21522258/100236834



**BELICE ACERO**  
31,6x90x0,91 cm P3470745 / 100155581 G271  
Butech recomienda junta / Butech recommends joint: Colorstuk Rapid n Gris B21522258/100236834



**DOVER ANTIQUE**  
31,6x90x0,9 cm P3470757 / 100155610 G271  
Butech recomienda junta / Butech recommends joint: Colorstuk Rapid n Cemento B21522249/100236449

**1**  
- SERIE DOVER ANTIQUE ESTÁ FORMADA POR 6 DECORADOS DISTINTOS ALEATORIOS.  
- DOVER ANTIQUE SERIE IS MADE IN 6 DIFFERENT RANDOM PATTERNS.

TECHNICAL SPECS · INFORMACIÓN TÉCNICA

EMBALAJE / PACKING							
FORMATO cm	PZ/CJ	M2/CJ	CJ/PAL	M2/PAL	*KG/CJ	*KG/PAL	Adhesivo
31,6x90cm	4	1,14	57	64,84	19,58	1116,19	Fronen/One-flexPremium
1,5x31,6cm	30	0,28	42	11,94	3,83	160,93	Fronen/One-flexPremium
31,6x90cm Modern Line	3	0,85	57	48,63	14,69	837,14	Fronen/One-flexPremium
31,6x90cm Spiga	3	0,85	66	56,31	13,29	876,74	Fronen/One-flexPremium

\*valores aproximados. \*approximated values.

**DOVER DOVER MODERN LINE DOVER SPIGA BELICE DOVER ANTIQUE**

Revestimiento Monoporosa Rectificado / Wall Tiles Rectified



**DOVER ARENA**  
31,6x90x0,9 cm P3470756 / 100155613 G261  
**PERFIL DOVER ARENA**  
1,5x31,6 cm P6209110 / 100156683 G77

Butech recomienda junta / Butech recommends joint: Colorstuk Rapid n Gris B21522258/100236834



**DOVER MODERN LINE ARENA**  
31,6x90x1,14 cm P3470762 / 100155623 G271  
Butech recomienda junta / Butech recommends joint: Colorstuk Rapid n Gris B21522258/100236834



**DOVER SPIGA ARENA**  
31,6x90x1,04 cm P3470773 / 100155974 G271

Butech recomienda junta / Butech recommends joint: Colorstuk Rapid n Gris B21522258/100236834



**DOVER ANTIQUE**  
31,6x90x0,9cm P3470757 / 100155610 G271

Butech recomienda junta / Butech recommends joint: Colorstuk Rapid n Gris B21522249/100236449

**1**  
- SERIE DOVER ANTIQUE ESTÁ FORMADA POR 6 DECORADOS DISTINTOS ALEATORIOS.  
- DOVER ANTIQUE SERIE IS MADE IN 6 DIFFERENT RANDOM PATTERNS.


TECHNICAL SPECS · INFORMACIÓN TÉCNICA

FORMATO cm		PZ/CJ	M2/CJ	CJ/PAL	M2/PAL	*KG/CJ	*KG/PAL	Adhesivo
31,6x90cm	4	1,14	57	64,84	19,58	1116,19	Fr-one n / One-flex Premium	
1,5x31,6cm	30	0,28	42	11,94	3,83	160,93	Fr-one n / One-flex Premium	
31,6x90cm Modern Line	3	0,85	57	48,63	14,69	837,14	Fr-one n / One-flex Premium	
31,6x90cm Spiga	3	0,85	66	56,31	13,29	876,74	Fr-one n / One-flex Premium	

\*valores aproximados. \*approximated values.

**DOVER DOVER MODERN LINE DOVER SPIGA BELICE DOVER ANTIQUE**

Revestimiento Monoporosa Rectificado / Wall Tiles Rectified




**DOVER CALIZA**  
31,6x90x0,9 cm P3470758 / 100155616 G261  
**PERFIL DOVER CALIZA**  
1,5x31,6 cm P6209108 / 100156684 G77

Butech recomienda junta / Butech recommends joint: Colorstuk Rapid n Gris B21522258/100236834



**DOVER MODERN LINE CALIZA**  
31,6x90x1,14 cm P3470760 / 100155624 G271  
Butech recomienda junta / Butech recommends joint: Colorstuk Rapid n Gris B21522258/100236834



**DOVER SPIGA CALIZA**  
31,6x90x1,04 cm P3470770 / 100155975 G271

Butech recomienda junta / Butech recommends joint: Colorstuk Rapid n Gris B21522258/100236834



**BELICE CALIZA**  
31,6x90x0,91 cm P3470752 / 100155582 G271


Butech recomienda junta / Butech recommends joint: Colorstuk Rapid n Gris B21522258/100236834



**DOVER ANTIQUE**  
31,6x90x0,9 cm P3470757 / 100155610 G271

Butech recomienda junta / Butech recommends joint: Colorstuk Rapid n Gris B21522249/100236449

**1**  
- SERIE DOVER ANTIQUE ESTÁ FORMADA POR 6 DECORADOS DISTINTOS ALEATORIOS.  
- DOVER ANTIQUE SERIE IS MADE IN 6 DIFFERENT RANDOM PATTERNS.



**1**  
PAVIMENTO COMBINABLE: SERIE DOVER 59,6x59,6cm · FLOOR TILES COMBINATIONS: DOVER SERIE 59,6x59,6cm