



REVESTIMIENTO: MOSAICO ARIZONA CALIZA 31,6x59,2cm

## ARIZONA

Revestimiento Monoporosa / Wall Tiles



**ARIZONA CALIZA**  
31,6x59,2x0,9 cm P3219306 / 100217840 G226

Butech recomienda junta / Butech recommends joint:  
Colorstuk Rapid n Gris B21522258/100236834



**MOSAICO ARIZONA CALIZA**  
31,6x59,2x0,9 cm P3219308 / 100217911 G233

Butech recomienda junta / Butech recommends joint:  
Colorstuk Rapid n Gris B21522258/100236834

### TECHNICAL SPECS · INFORMACIÓN TÉCNICA

#### EMBALAJE / PACKING

FORMATO cm	PZ/CJ	M2/CJ	CJ/PAL	M2/PAL	*KG/CJ	*KG/PAL	Adhesivo
31,6x59,2cm	6	1,13	72	81,22	17,4	1252,48	Tixocem + / One-flex Premium

\*valores aproximados. \*approximated values.



PAVIMENTO COMBINABLE: SERIE ARIZONA 44,3x44,3cm ·  
FLOOR TILES COMBINATIONS: ARIZONA SERIE 44,3x44,3cm






PAVIMENTO: ARIZONA ARENA 43,5x65,9cm

## ARIZONA

Gres Porcellanato Rectificado · Color Masa / Rectified Porcellanato Tiles · Coloured Biscuit



**ARIZONA STONE**  
 43,5x65,9x1,1 cm      P1956630 / 100088091      G344  
 Butech recomienda junta / Butech recommends joint:  
 Colorstuk Rapid n Cemento B21522249/100236449

**ARIZONA STONE ANTISLIP**  
 43,5x65,9x1,1 cm      P1956652 / 10011599      G354  





**ARIZONA ARENA**  
 43,5x65,9x1,1 cm      P1956629 / 100088083      G344  
 Butech recomienda junta / Butech recommends joint:  
 Colorstuk Rapid n Cemento B21522249/100236449  
 Colorstuk Rapid n Beige B21522252/100236808

**ARIZONA ARENA ANTISLIP**  
 43,5x65,9x1,1 cm      P1956653 / 10011597      G354  




**ARIZONA CALIZA**  
 43,5x65,9x1,1 cm      P1956631 / 100088088      G344  
 Butech recomienda junta / Butech recommends joint:  
 Colorstuk Rapid n Cemento B21522249/100236449  
 Colorstuk Rapid n Gris B21522258/100236834

**ARIZONA CALIZA ANTISLIP**  
 43,5x65,9x1,1 cm      P1956675 / 100125191      G354  


TECHNICAL SPECS · INFORMACIÓN TÉCNICA

EMBALAJE / PACKING

FORMATO cm	PZ/CJ	M2/CJ	CJ/PAL	M2/PAL	*KG/CJ	*KG/PAL	Adhesivo
43,5x65,9cm	3	0,86	60	51,6	21,18	1270,92	One-flex Premium / Super-flex s2
9x65,9cm Zócalo	12	0,71	80	56,94	17,88	1430,79	One-flex Premium / Super-flex s2
31,6x65,9cm Huella Tec.	2	0,46	40	18,4	12,34	479,2	One-flex Premium / Super-flex s2
31,6x65,9cm Huella Tec. Esq.	1	0,23	40	9,2	6,17	246,79	One-flex Premium / Super-flex s2

\*valores aproximados. \*approximated values.



· HUELLA TÉCNICA 31,6x65,9 cm

			ESQUINA DERECHA			ESQUINA IZQUIERDA		
ARIZONA STONE	P8680005 / 100122038	G130	P8680053 / 100122825	G150	P8680135 / 100122873	G150		
ARIZONA STONE ANT.	P8680148 / 100136663	G130	P8680170 / 100139978	G150	P8680174 / 100140102	G150		
ARIZONA CALIZA	P8680001 / 100121357	G130	P8680000 / 100121359	G150	P8680142 / 100122871	G150		
ARIZONA CALIZA ANT.	P8680145 / 100125188	G130	P8680173 / 100139977	G150	P8680169 / 100140101	G150		
ARIZONA ARENA	P8680007 / 100122034	G130	P8680052 / 100122822	G150	P8680134 / 100122869	G150		
ARIZONA ARENA ANT.	P8680166 / 100137412	G130	P8680172 / 100139976	G150	P8680168 / 100140100	G150		



1 INTENSIDAD DE TRÁNSITO PEATONAL: TRÁNSITO INTENSO  
INTENSITY OF PEDESTRIAN TRANSIT: HARD TRANSIT



ZÓCALO	9x65,9cm	
ARIZONA STONE	P4060001 / 100139704	G34
ARIZONA CALIZA	P4060000 / 100139703	G34
ARIZONA ARENA	P4060003 / 100139702	G34



PAVIMENTO: ARIZONA STONE 43,5x65,9 cm

## ARIZONA CALIZA

Gres Porcellanato · Pasta Ecológica / Porcellanato Tiles · Ecologic



### ARIZONA CALIZA

44,3x44,3x1 cm P2460006 / 100099464 G311

Butech recomienda junta / Butech recommends joint:  
Colorstuk Rapid n Gris B21522258/100236834

### ARIZONA CALIZA ANT

44,3x44,3x1 cm P2460051 / 100140976 G311



**i**  
CONTENIDO EN MATERIAL RECICLADO > 95%  
CONTENT IN RECYCLED MATERIAL >95%

### TECHNICAL SPECS · INFORMACIÓN TÉCNICA

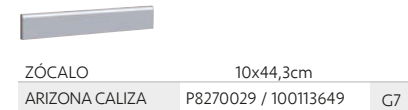
#### EMBALAJE / PACKING

FORMATO cm	PZ/CJ	M2/CJ	CJ/PAL	M2/PAL	*KG/CJ	*KG/PAL	Adhesivo
44,3x44,3cm	5	0,98	66	64,76	22,65	1494	Fr-one n / One-flex Premium
10x44,3cm Zócalo	20	0,89	68	60,25	18,80	1278,40	Fr-one n / One-flex Premium

\*valores aproximados. \*approximated values.



**i**  
INTENSIDAD DE TRÁNSITO PEATONAL: TRÁNSITO INTENSO  
INTENSITY OF PEDESTRIAN TRANSIT: HARD TRANSIT



## NATAL MARFIL

Gres Porcellanato / Porcellanato Tiles



### NATAL MARFIL

44,3x44,3x1 cm P2460039 / 100140103 G311

Butech recomienda junta / Butech recommends joint:  
Colorstuk Rapid n Marfil B21522257/100236794

### TECHNICAL SPECS · INFORMACIÓN TÉCNICA

#### EMBALAJE / PACKING

FORMATO cm	PZ/CJ	M2/CJ	CJ/PAL	M2/PAL	*KG/CJ	*KG/PAL	Adhesivo
44,3x44,3cm	5	0,98	66	64,76	22,65	1494	flexitec n

\*valores aproximados. \*approximated values.

**i**  
INTENSIDAD DE TRÁNSITO PEATONAL: TRÁNSITO INTENSO  
INTENSITY OF PEDESTRIAN TRANSIT: HARD TRANSIT



TIBET CALIZA 6 MOSAICO TIBET CALIZA 31,6x90cm

## TIBET · MOSAICO TIBET

MONOPOROSA RECTIFICADO / RECTIFIED WALL TILES



**TIBET CALIZA**  
31,6x90x0,9cm **P3470553 / 100098884** G261  
Butech recomienda junta / Butech recommends joint: Colorstuk Rapid n Gris B22501001 / 100004294  
Colorstuk Rapid n Beige B22502016 / 100004308

**PERFIL TIBET CALIZA**  
1,5x90cm **P6560245 / 100106103** G97  
1,5x31,6cm **P6209064 / 100106102** G77




**MOSAICO TIBET CALIZA**  
31,6x90x1,03cm **P3470561 / 100099157** G271  
Butech recomienda junta / Butech recommends joint: Colorstuk Rapid n Gris B22501001 / 100004294  
Colorstuk Rapid n Beige B22502016 / 100004308



FORMATO cm	PZ/CJ	M2/CJ	CJ/PAL	M2/PAL	*KG/CJ	*KG/PAL	Adhesivo
31,6x90cm	4	1,14	57	64,84	19,63	1096,45	Fr-one n
31,6x90cm Mos.	3	0,85	66	56,31	12,34	814,57	Fr-one n
1,5x31,6cm	30	0,28	42	11,94	3,72	156,24	Fr-one n
1,5x90cm	15	0,41	28	11,34	5,4	151,2	Fr-one n

\*valores aproximados. \*approximated values.

**PAVIMENTO COMBINABLE: SERIE TIBET 43,5x65,9cm · PAG.141**  
**FLOOR TILES COMBINATIONS: TIBET SERIES 43,5x65,9cm · PAG.141**



## ARIZONA · MOSAICO ARIZONA

MONOPOROSA RECTIFICADO / RECTIFIED WALL TILES



**ARIZONA STONE**  
31,6x90x0,9cm **P3470460 / 100095615** G261  
Butech recomienda junta / Butech recommends joint: Colorstuk Rapid n Cemento B22502004 / 100004297

**PERFIL ARIZONA STONE**  
1,5x90cm **P6560232 / 100098868** G97  
1,5x31,6cm **P6209053 / 100098867** G77



**ARIZONA CALIZA**  
31,6x90x0,9cm **P3470463 / 100095614** G261  
Butech recomienda junta / Butech recommends joint: Colorstuk Rapid n Gris B22502013 / 100004305

**PERFIL ARIZONA CALIZA**  
1,5x90cm **P6560231 / 100098866** G97  
1,5x31,6cm **P6209052 / 100098865** G77



**MOSAICO ARIZONA STONE**  
31,6x90x1,01cm **P3470577 / 100099970** G271  
Butech recomienda junta / Butech recommends joint: Colorstuk Rapid n Cemento B22502004 / 100004297



**MOSAICO ARIZONA CALIZA**  
31,6x90x1,01cm **P3470539 / 100098148** G271  
Butech recomienda junta / Butech recommends joint: Colorstuk Rapid n Gris B22502013 / 100004305




**MOSAICO ARIZONA ANTRACITA**  
31,6x90x1,01cm **P3470547 / 100098810** G271  
Butech recomienda junta / Butech recommends joint: Colorstuk Rapid n Antracita B22502005 / 100004298



FORMATO cm	PZ/CJ	M2/CJ	CJ/PAL	M2/PAL	*KG/CJ	*KG/PAL	Adhesivo
31,6x90cm	4	1,14	57	64,84	18,48	1053,36	Fr-one n
31,6x90cm Mos.	3	0,85	66	56,31	12,72	839,32	Fr-one n
1,5x31,6cm	30	0,28	42	11,94	3,6	151	Fr-one n
1,5x90cm	15	0,41	28	11,34	5,4	151,2	Fr-one n

\*valores aproximados. \*approximated values.

**PAVIMENTO COMBINABLE: SERIE ARIZONA 44,3x44,3cm · PAG.190**  
**FLOOR TILES COMBINATIONS: ARIZONA SERIES 44,3x44,3cm · PAG.190**



# ARIZONA

GRES PORCELLANATO RECTIFICADO / COLOR MASA  
RECTIFIED PORCELLANATO TILES / COLOURED BISCUIT



**ARIZONA ANTRACITA S-R**  
43,5x65,9x1,1cm P1956628 / 100088078 G344  
Butech recomienda junta / Butech recommends joint:  
Colorstuk Rapid n Antracita B22502005 / 100004298



**ARIZONA ANTRACITA ANTISLIP S-R**  
43,5x65,9x1,1cm P1956654 / 100111596 G354



**ARIZONA ARENA S-R**  
43,5x65,9x1,1cm P1956629 / 100088083 G344  
Butech recomienda junta / Butech recommends joint:  
Colorstuk Rapid n Cemento B22502004 / 100004297  
Colorstuk Rapid n Beige B22502016 / 100004308



**ARIZONA ARENA ANTISLIP S-R**  
43,5x65,9x1,1cm P1956653 / 100111597 G354



**ARIZONA STONE S-R**  
43,5x65,9x1,1cm P1956630 / 100088091 G344  
Butech recomienda junta / Butech recommends joint:  
Colorstuk Rapid n Cemento B22502004 / 100004297



**ARIZONA STONE ANTISLIP S-R**  
43,5x65,9x1,1cm P1956652 / 100111599 G354



**ARIZONA CALIZA S-R**  
43,5x65,9x1,1cm P1956631 / 100088088 G344  
Butech recomienda junta / Butech recommends joint:  
Colorstuk Rapid n Cemento B22502004 / 100004297  
Colorstuk Rapid n Gris B22502013 / 100004305



**ARIZONA CALIZA ANTISLIP S-R**  
43,5x65,9x1,1cm P1956675 / 100125191 G354



## EMBALAJE / PACKING

FORMATO cm	PZ/CJ	MZ/CJ	CJ/PAL	MZ/PAL	*KG/CJ	*KG/PAL	Adhesivo
43,5x65,9cm	3	0,86	60	51,6	21,18	1270,92	one-flex n / maxifluid
9x65,9cm Zócalo	12	0,71	80	56,94	17,88	1430,79	one-flex n
31,6x65,9cm Huella Tec.	2	0,46	40	18,4	12,34	479,2	one-flex n / maxifluid
31,6x65,9cm Huella Tec. Esq.	1	0,23	40	9,2	6,17	246,79	one-flex n / maxifluid

\*valores aproximados. \*approximated values.

ZÓCALO 9x65,9cm	
<b>ARIZONA ANTRACITA</b>	P4060002 / 100139701 G34
<b>ARIZONA STONE</b>	P4060001 / 100139704 G34
<b>ARIZONA CALIZA</b>	P4060000 / 100139703 G34
<b>ARIZONA ARENA</b>	P4060003 / 100139702 G34

- HUELLA TÉCNICA 31,6x65,9 cm		ESQUINA DERECHA		ESQUINA IZQUIERDA	
<b>ARIZONA ANTRACITA</b>	P8680002 / 100122013 G130	P8680048 / 100122820 G150	P8680139 / 100122867 G150		
<b>ARIZONA ANTRACITA ANT.</b>	P8680167 / 100139974 G130	P8680175 / 100139975 G150	P8680171 / 100139979 G150		
<b>ARIZONA STONE</b>	P8680005 / 100122038 G130	P8680053 / 100122825 G150	P8680135 / 100122873 G150		
<b>ARIZONA STONE ANT.</b>	P8680148 / 100136663 G130	P8680170 / 100139978 G150	P8680174 / 100140102 G150		
<b>ARIZONA CALIZA</b>	P8680001 / 100121357 G130	P8680000 / 100121359 G150	P8680142 / 100122871 G150		
<b>ARIZONA CALIZA ANT.</b>	P8680145 / 100125188 G130	P8680173 / 100139977 G150	P8680169 / 100140101 G150		
<b>ARIZONA ARENA</b>	P8680007 / 100122034 G130	P8680052 / 100122822 G150	P8680134 / 100122869 G150		
<b>ARIZONA ARENA ANT.</b>	P8680166 / 100137412 G130	P8680172 / 100139976 G150	P8680168 / 100140100 G150		
<b>- HUELLA TÉCNICA MEC. 31,6x65,9cm</b>	G132	<b>- HUELLA TÉCNICA ESQ. DER./IZQ. MEC 31,6x65,9cm</b>	G153		

# TIBET

GRES PORCELLANATO RECTIFICADO / COLOR MASA  
RECTIFIED PORCELLANATO TILES / COLOURED BISCUIT



**TIBET BLACK S-R**  
43,5x65,9x1,1cm P1981221 / 100097033 G344  
Butech recomienda junta / Butech recommends joint:  
Colorstuk Rapid n Negro B22502006 / 100004299



**TIBET CALIZA S-R**  
43,5x65,9x1,1cm P1981222 / 100097035 G344  
Butech recomienda junta / Butech recommends joint:  
Colorstuk Rapid n Gris B22502013 / 100004305  
Colorstuk Rapid n Beige B22502016 / 100004308



**TIBET ARENA S-R**  
43,5x65,9x1,1cm P1981224 / 100097459 G344  
Butech recomienda junta / Butech recommends joint:  
Colorstuk Rapid n Beige B22502016 / 100004308

## EMBALAJE / PACKING

FORMATO cm	PZ/CJ	MZ/CJ	CJ/PAL	MZ/PAL	*KG/CJ	*KG/PAL	Adhesivo
43,5x65,9cm	3	0,86	60	51,6	21,39	1283	one-flex n / maxifluid
9x65,9cm Zócalo	12	0,71	50	35,59	17,88	894,25	one-flex n
31,6x65,9cm Huella Tec.	2	0,46	40	18,40	12,34	493,58	one-flex n / maxifluid
31,6x65,9cm Huella Tec. Esq.	1	0,23	40	9,2	6,17	246,79	one-flex n / maxifluid

\*valores aproximados. \*approximated values.

ZÓCALO 9x65,9cm	
<b>TIBET BLACK</b>	P4060020 / 100139942 G34
<b>TIBET ARENA</b>	P4060017 / 100139941 G34
<b>TIBET CALIZA</b>	P4060023 / 100139943 G34

- HUELLA TÉCNICA 31,6x65,9cm		ESQUINA DERECHA		ESQUINA IZQUIERDA	
<b>TIBET BLACK</b>	P8660009 / 100121850 G130	P8660088 / 100122854 G150	P8680101 / 100122902 G150		
<b>TIBET ARENA</b>	P8680018 / 100122073 G130	P8680111 / 100122852 G150	P8680129 / 100122900 G150		
<b>TIBET CALIZA</b>	P8680025 / 100122076 G130	P8680100 / 100122856 G150	P8680099 / 100122904 G150		
<b>- HUELLA TÉCNICA MEC. 31,6x65,9cm</b>	G132	<b>- HUELLA TÉCNICA ESQ. DER./IZQ. MEC 31,6x65,9cm</b>	G153		