

IRON 4D

IRON is inspired by weathering steel and its metamorphosis, with a unique design further enriched by the application of new 4D Shaped technology.

The collection comes in two colours: Denim and Oxide. This first emulates the dark blue tones of new weathering steel with some patches of rust, while Oxide stands out for its copper tones, dotted with small bluish-black patches. Both colours can be used individually to stylish elegant effect or else combined. Iron comes in a 4D TECH 180x100 cm or 100x100 cm format, accompanied by two other 50x100 cm and 24x100 cm formats, conceived to dress up living spaces of all kinds in exquisite modern fashion.

IRON es la colección que se inspira en el acero corten evolucionado. Su diseño único se ve potenciado por la nueva tecnología 4D Shaped.

Representado en dos versiones de color: Denim y Oxide. El color Denim tiene el tono azul oscuro del corte original, con algunas zonas oxidadas, mientras que en el color Oxide abundan los tonos cobrizos junto con pequeñas zonas negras azuladas. Ambos son tonos perfectamente combinables entre sí, y que poseen estilo y elegancia por sí solos.

IRON se presenta en gran formato 4D TECH: 180x100 cm y 100x100 cm, acompañada de cortes 50x100 cm y 24x100 cm, que permiten decorar cualquier espacio, convirtiéndolo en exquisito y contemporáneo.



■ IRON OXIDE SP/100X180/R ■ D.IRON OXIDE SP/30X50





COMBINABILITY IRON 4D



IRON 4D collection

MARBLE



CALACATTA 4D collection

STONE



LAVA collection




LAKESTONE collection

WOOD



WISTMAN OAK collection






■ IRON OXIDE SP/50X100/R & IRON OXIDE SP/24X100/R

Incomparable weathering steel both for its tones and for the depth obtained from the Shaped finish.

Inigualable acero corten tanto por sus tonalidades como por la profundidad obtenida del acabado Shaped.




■ IRON DENIM SP/100X180/R

COLOURS & FINISHES IRON 4D

COLOURS
COLORES



FINISHES
ACABADOS



AVAILABLE FORMATS

Porcelain



100x180 cm
39,4x70,8 "



100x100 cm
39,4x39,4 "




50x100 cm
19,6x39,4 "



24x100 cm
9,4x39,4 "

		8 mm	8 mm	8 mm	8 mm
Thickness		8 mm	8 mm	8 mm	8 mm
Patterns		5	10	20	40
Shade variation		V2	V2	V2	V2
OXIDE	Shaped (SP)	28723 M94	28726 M93	28997 M69	28998 M99
DENIM	Shaped (SP)	28724 M94	28725 M93	28996 M69	28999 M99



SPECIAL PIECES

Porcelain

D. IRON

 30x50 cm 11,8x19,7 "	OXIDE	Shaped (SP)	29169 U64
 30x50 cm 11,8x19,7 "	DENIM	Shaped (SP)	29168 U64

TECHNICAL DATA

UNE-ENV 126 33

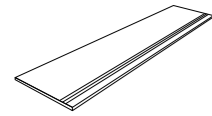
Shaped (SP)

Class 1

COMPLEMENTARY PIECES


NEW Digital Stair Tread Peldaño Escalera Digital (P.D)

DIGITAL STAIR TREAD



Sizes	Finishes	Prices
30x151	EP	U82
	NT, AS	U81
30x120	EP	U54
	NT, AS	U87
30x100	SP	U81
30x90	EP	U87
	AS	U77

Stair tread with three non-slip incisions.
Peldaño de escalera con tres incisiones antideslizantes.



Stair tread with digital printing on the front, straight edge.
Peldaño de escalera con impresión digital frontal, borde recto.



TECHNICAL CHARACTERISTICS

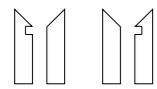
Technical Characteristics Características Técnicas

	JOINT	FROST PROOF	VERSATILE	RECTIFIED	DIFFERENT SHADES	V1 V2 V3 V4 SHADE VARIATION	VARIOUS GRAPHICS	CLEANING NON-ABRASIVE
Premium Polished (P)	✓	✓	✓	✓	✓	✓	✓	✓
Polished (EP)	✓	✓	✓	✓	✓	✓	✓	✓
Shaped (SP)	✓	✓	✓	✓	✓	✓	✓	✓
All in One (AS)	✓	✓	✓	✓	✓	✓	✓	✓
Natural (NT)	✓	✓	✓ *	✓	✓	✓	✓	✓
Aged (AG)	✓	✓	✓	✓	✓	✓	✓	✓
Anti-Slip (A)	✓	✓	✓	✓	✓	✓	✓	✓
Scratched (SC)	✓	✓	✓	✓	✓	✓	✓	✓

* Only when Porcelain tiles, never for White Body wall tiles.
*Sólo en Porcelánico, nunca para revestimiento de Pasta Blanca.

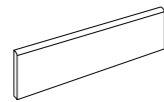
Complementary Pieces Piezas Complementarias

S.K.I.



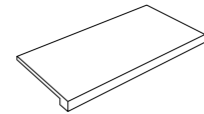
Sizes	Finishes	Prices
8x30	P, EP, SP, AS, NT, AG, A, SC	U53

SKIRTING



Sizes	Finishes	Prices
8x100	P	U48
	NT, SP	U45
8x90	EP, NT, A, AG, AS	U44
8x75,5	EP, NT, AG, AS	U43
	P	U45
8x60	EP, NT, AG, AS, SC	U35

TECHNICAL STAIR TREAD



Sizes	Finishes	Prices
30x151	EP	U86
	NT	U80
30x120	P	U80
	EP, NT	U75
30x100	P, NT, SP	U74
30x90	EP, NT, A, AG, AS	U76
	EP	U76
30x75,5	NT, AG, AS	U70
	P	U82
30x60	EP, NT, AG, AS, SC	U54

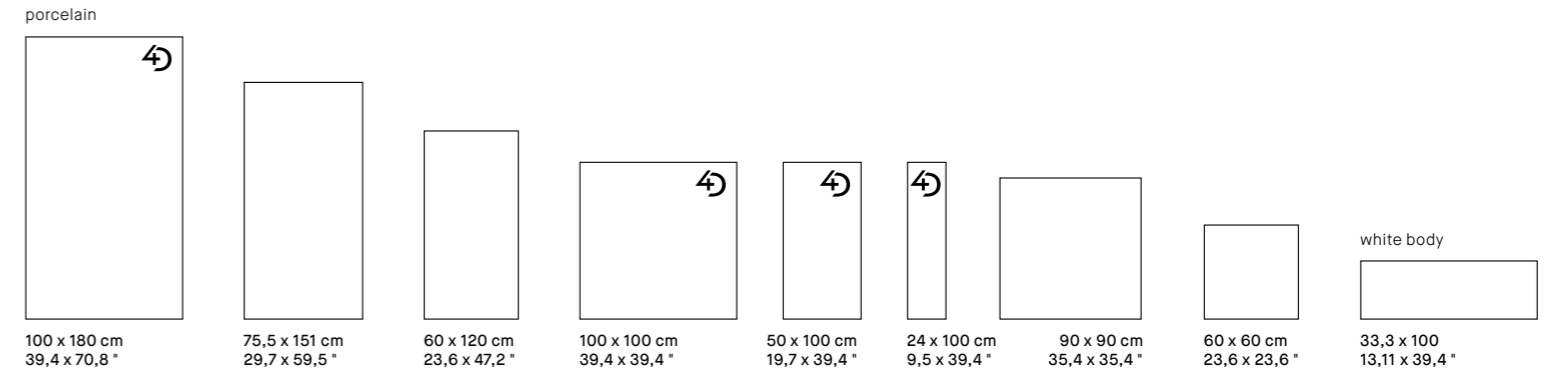

Applications Aplicaciones

	Wall								Floor							
	P	EP	SP	AS	NT	AG	A	SC	P	EP	SP	AS	NT	AG	A	SC
INTERIOR	yes	yes	yes	yes	yes	yes	yes	yes	yes	yes	yes	yes	yes	yes	yes	yes
EXTERIOR	yes	yes	yes	yes	yes	yes	yes	yes	yes	yes	yes	yes	yes	yes	yes	yes
TRAFFIC	yes	yes	yes	yes	yes	yes	yes	yes	light	light	light medium	high	light **	light	high	high
WET AREAS	yes	yes	yes	yes	yes	yes	yes	yes	no	no	no	yes	no ***	no ***	yes	yes

** Except in MAINSTONE collection that is medium-high.
**Excepto en la colección MAINSTONE que es medio-alto.

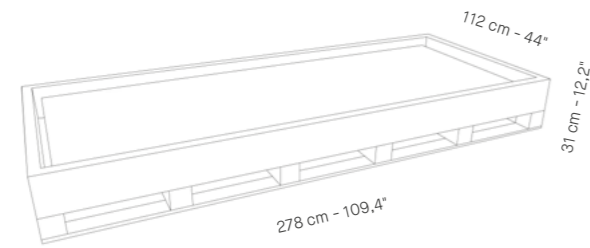
*** Suitable for wet interior areas such as entrances to buildings from outer space (except in the case of direct access to restricted areas), covered terraces, changing rooms, showers, bathrooms, toilets, kitchens, etc.
***Adecuado para áreas interiores húmedas, como entradas a edificios desde el espacio exterior (excepto en el caso de acceso directo a áreas restringidas), terrazas cubiertas, vestuarios, duchas, baños, aseos, cocinas, etc.

PACKING



WOODEN CRATE

20 Slabs Placas



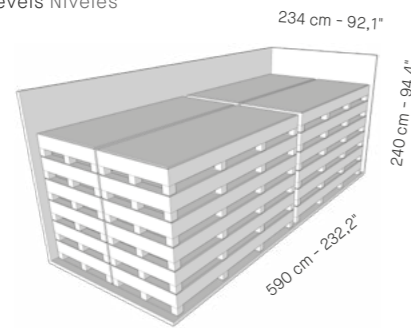
Sizes - Formatos	Slab - Placa			Wooden Crate - Cajón Madera		
	Piezas	m ²	kg	Placas	m ²	kg
100 x 260 x 0,6	1	2,6	36,40	20	52	826,8
inch	Units	ft²	lb	Slabs	ft²	lb
39,4 x 102,4 x 0,24	1	28	80,24	20	559,7	1822,8

Sizes - Formatos	Box - Caja			Pallet				Container 20' 24000 Kg.		
	Piezas	m ²	kg	Cajas	m ²	kg	Tamaño aprox. cm	N° pallets	m ²	kg
100 x 180 x 0,8	2	3,6	70,25	18	64,8	1315	190 x 115 x 60	17	1101,6	22347
75,5 x 151 x 1	1	1,14	26	44	50,16	1189	160 x 92 x 76	17	852,72	20213
60 x 120 x 1	2	1,44	33,18	27	38,88	921	120 x 80 x 75	26	1010,8	23942
100 x 100 x 0,8	2	2	36,8	32	64	1220	112 x 112 x 100	19	1216	23172
50 x 100 x 0,8	3	1,5	28,2	24	36	719	120 x 80 x 66	33	1188	23159
24 x 100 x 0,8	4	0,96	17,8	40	38,4	736	120 x 80 x 63	32	1228,8	23552
90 x 90 x 1	2	1,62	37,96	22	35,64	860	105 x 95 x 75	27	962,28	23223
60 x 60 x 1	3	1,08	24,3	40	43,2	997	120 x 80 x 75	24	1036,8	23928
33,3 x 100 x 1,05	4	1,33	24	48	63,84	1177	118 x 110 x 81	20	1276,8	23540
inch	Units	ft²	lb	Boxes	ft²	lb	Approx. sizes inch	N° pallets	ft²	lb
39,4 x 70,8 x 0,35	2	38,75	154,87	18	775	3208	71,2 x 44,1 x 25,2	17	12400,12	51323
29,7 x 59,4 x 0,39	1	12,27	37,68	44	539,92	2621	62,9 x 36,2 x 29,9	17	9178,6	44562
23,6 x 47,2 x 0,39	2	15,5	82,95	27	418,5	2030	47,2 x 31,4 x 29,5	26	10881	52783
39,4 x 39,4 x 0,35	2	21,53	81,12	32	688,89	2689	44,1 x 44,1 x 39,4	19	13088,92	51086
19,7 x 39,4 x 0,35	3	16,15	62,17	24	387,5	1585	47,25 x 31,5 x 26	33	12787,63	51056
9,5 x 39,4 x 0,35	4	10,33	39,24	40	413,33	1623	47,25 x 31,5 x 24,8	32	13226,7	51923
35,4 x 35,4 x 0,39	2	17,44	88,18	22	383,62	1896	41,3 x 37,4 x 29,5	27	10357,9	51198
23,6 x 23,6 x 0,39	3	11,63	61,42	40	465	2198	47,2 x 31,4 x 29,5	24	11160	52752
13,11 x 39,4 x 0,41	4	14,31	52,91	48	687,16	2595	46,4 x 43,3 x 31,8	20	13743,47	51897

20' CONT.

24 Crates Cajones

6 Levels Niveles

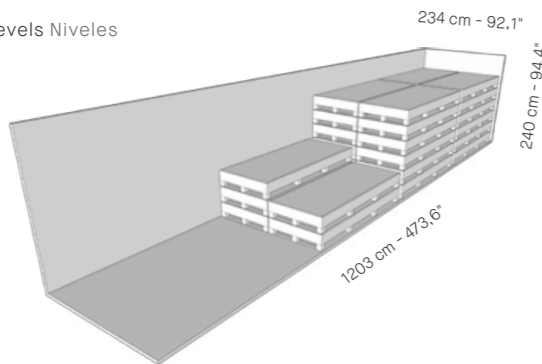


Sizes - Formatos	Slab - Placa			Cont./20' 24000 Kg.			
	Piezas	m ²	kg	Cajón Madera	m ²	kg	Tamaño aprox. cm
100 x 260 x 0,6	1	2,6	36,40	24	1248	19843,2	590 x 234 x 240
inch	Units	ft²	lb	Wooden Crate	ft²	lb	Approx. size inch
39,4 x 102,4 x 0,24	1	28	80,24	24	13433,4	43746,8	232,3 x 92,12 x 94,5

40' CONT.

29 Crates Cajones

6 Levels Niveles



Sizes - Formatos	Slab - Placa			Cont./40' 24000 Kg.			
	Piezas	m ²	kg	Cajón Madera	m ²	kg	Tamaño aprox. cm
100 x 260 x 0,6	1	2,6	36,40	29	1508	23977,2	1203 x 234 x 240
inch	Units	ft²	lb	Wooden Crate	ft²	lb	Approx. size inch
39,4 x 102,4 x 0,24	1	28	80,24	29	16232	52860,7	473,6 x 92,1 x 94,5