

BRECCIA

BRECCIA's white marble background is covered in a rich combination of grey, black, copper and golden shades. The beauty of its varying design brings an aura of select sophistication to settings.

The collection comes in 75,5x151 cm or 60x120 cm format in a Polished or Natural finish. Thanks to its different choice of formats and finishes, settings of exquisite beauty can be created.

Sobre el fondo blanco marmóreo, destaca una rica gráfica de tonos grises, negros, cobres y dorados, que componen la colección BRECCIA. La belleza de su variado diseño permite crear espacios de lo más distinguidos y sofisticados.

Disponible en formato 75,5x151 cm y 60x120 cm, en Polished y Natural. Gracias a su diversidad de formatos y acabados, se pueden lograr estancias de lo más cuidadas.



■ BRECCIA WHITE/60X120/EP



■ BRECCIA WHITE/75,5X151/EP ■ BRECCIA WHITE/75,5X151/EP & D.BRECCIA WHT/PEPPER DIAGONALE/30X30/EP

COMBINABILITY BRECCIA



BRECCIA collection

STONE



LAVA collection



KRON collection

METAL



IRON 4D collection

WOOD



WISTMAN OAK collection

COLOUR

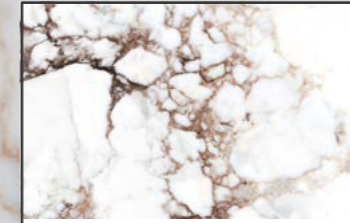


LOOK collection

COLOURS & FINISHES

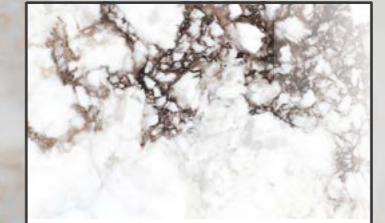
BRECCIA

COLOURS
COLORES




WHITE

FINISHES
ACABADOS



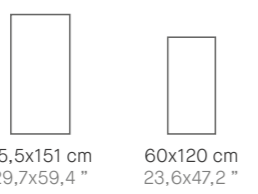
POLISHED (EP)



NATURAL (NT)

AVAILABLE FORMATS

Porcelain




Thickness	10 mm	10 mm
Patterns	11	13
Shade variation	V2	V2
Polished (EP)	28565 M58	28566 M40
	28567 M59	28568 M66
Natural (NT)		

WHITE

SPECIAL PIECES

Porcelain


D. DIAGONALE

	WHITE & LAVA PEPPER	Natural (NT)	29187 U51
		Polished (EP)	29173 U51

30x30 cm
11,8x11,8

Porcelain

TRI.

	WHITE	Natural (NT)	29274 U34
		Polished (EP)	29273 U34

29,9x25,7 cm
11,8x10,1 "

TECHNICAL DATA

DIN 51130	UNE-ENV 126 33	BS 7976-2 (PTV)	ANSI A137.1 (DCOF)
Natural (NT)	R9	Class 1	+36 Wet
			>0,42 Wet

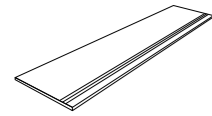


Graphic variation BRECCIA WHITE (60x120 cm format)

COMPLEMENTARY PIECES


NEW Digital Stair Tread Peldaño Escalera Digital (P.D)

DIGITAL STAIR TREAD



Sizes	Finishes	Prices
30x151	EP	U82
	NT, AS	U81
30x120	EP	U54
	NT, AS	U87
30x100	SP	U81
30x90	EP	U87
	AS	U77

Stair tread with three non-slip incisions.
Peldaño de escalera con tres incisiones antideslizantes.

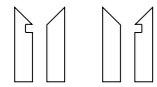


Stair tread with digital printing on the front, straight edge.
Peldaño de escalera con impresión digital frontal, borde recto.



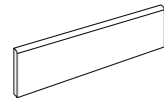
Complementary Pieces Piezas Complementarias

S.K.I.



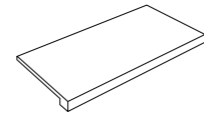
Sizes	Finishes	Prices
8x30	P, EP, SP, AS, NT, AG, A, SC	U53

SKIRTING



Sizes	Finishes	Prices
8x100	P	U48
	NT, SP	U45
8x90	EP, NT, A, AG, AS	U44
8x75,5	EP, NT, AG, AS	U43
	P	U45
8x60	EP, NT, AG, AS, SC	U35

TECHNICAL STAIR TREAD



Sizes	Finishes	Prices
30x151	EP	U86
	NT	U80
30x120	P	U80
	EP, NT	U75
30x100	P, NT, SP	U74
30x90	EP, NT, A, AG, AS	U76
	EP	U76
30x75,5	NT, AG, AS	U70
	P	U82
30x60	EP, NT, AG, AS, SC	U54

TECHNICAL CHARACTERISTICS

Technical Characteristics Características Técnicas

	JOINT	FROST PROOF	VERSATILE	RECTIFIED	DIFFERENT SHADES	V1 V2 V3 V4 SHADE VARIATION	VARIOUS GRAPHICS	CLEANING NON-ABRASIVE
Premium Polished (P)	✓	✓	✓	✓	✓	✓	✓	✓
Polished (EP)	✓	✓	✓	✓	✓	✓	✓	✓
Shaped (SP)	✓	✓	✓	✓	✓	✓	✓	✓
All in One (AS)	✓	✓	✓	✓	✓	✓	✓	✓
Natural (NT)	✓	✓	✓ *	✓	✓	✓	✓	✓
Aged (AG)	✓	✓	✓	✓	✓	✓	✓	✓
Anti-Slip (A)	✓	✓	✓	✓	✓	✓	✓	✓
Scratched (SC)	✓	✓	✓	✓	✓	✓	✓	✓

* Only when Porcelain tiles, never for White Body wall tiles.
*Sólo en Porcelánico, nunca para revestimiento de Pasta Blanca.

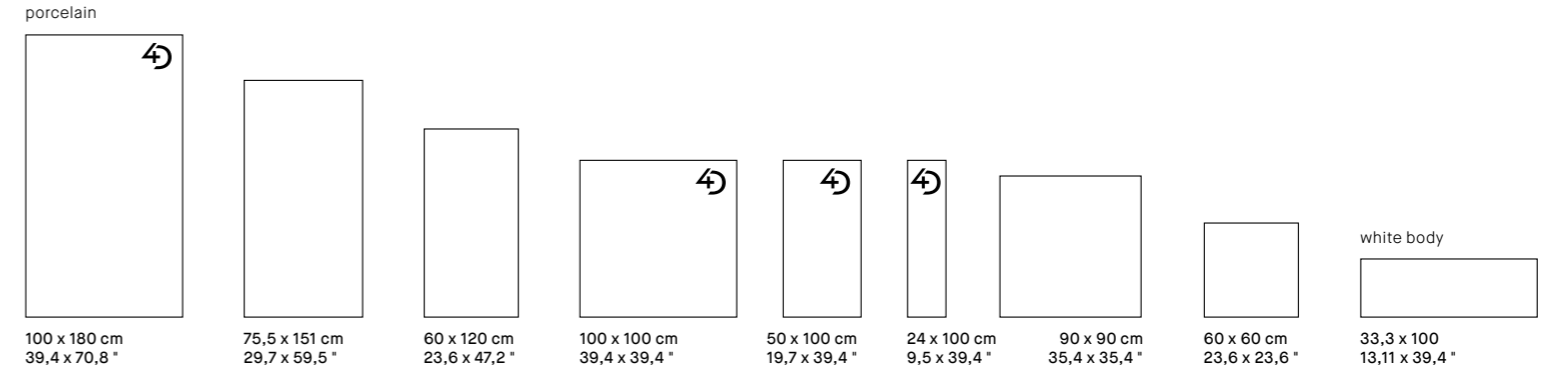

Applications Aplicaciones

	Wall								Floor							
	P	EP	SP	AS	NT	AG	A	SC	P	EP	SP	AS	NT	AG	A	SC
INTERIOR	yes	yes	yes	yes	yes	yes	yes	yes	yes	yes	yes	yes	yes	yes	yes	yes
EXTERIOR	yes	yes	yes	yes	yes	yes	yes	yes	yes	yes	yes	yes	yes	yes	yes	yes
TRAFFIC	yes	yes	yes	yes	yes	yes	yes	yes	light	light	light medium	high	light **	light	high	high
WET AREAS	yes	yes	yes	yes	yes	yes	yes	yes	no	no	no	yes	no ***	no ***	yes	yes

** Except in MAINSTONE collection that is medium-high.
**Excepto en la colección MAINSTONE que es medio-alto.

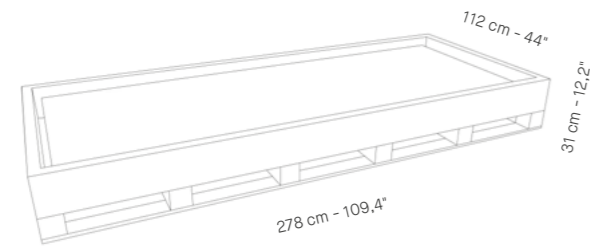
*** Suitable for wet interior areas such as entrances to buildings from outer space (except in the case of direct access to restricted areas), covered terraces, changing rooms, showers, bathrooms, toilets, kitchens, etc.
***Adecuado para áreas interiores húmedas, como entradas a edificios desde el espacio exterior (excepto en el caso de acceso directo a áreas restringidas), terrazas cubiertas, vestuarios, duchas, baños, aseos, cocinas, etc.

PACKING



WOODEN CRATE

20 Slabs Placas



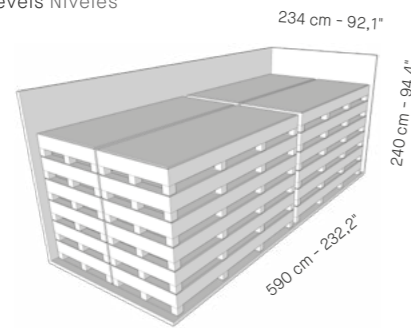
Sizes - Formatos	Slab - Placa			Wooden Crate - Cajón Madera		
	Piezas	m ²	kg	Placas	m ²	kg
100 x 260 x 0,6	1	2,6	36,40	20	52	826,8
inch	Units	ft²	lb	Slabs	ft²	lb
39,4 x 102,4 x 0,24	1	28	80,24	20	559,7	1822,8

Sizes - Formatos	Box - Caja			Pallet				Container 20' 24000 Kg.		
	Piezas	m ²	kg	Cajas	m ²	kg	Tamaño aprox. cm	N° pallets	m ²	kg
100 x 180 x 0,8	2	3,6	70,25	18	64,8	1315	190 x 115 x 60	17	1101,6	22347
75,5 x 151 x 1	1	1,14	26	44	50,16	1189	160 x 92 x 76	17	852,72	20213
60 x 120 x 1	2	1,44	33,18	27	38,88	921	120 x 80 x 75	26	1010,8	23942
100 x 100 x 0,8	2	2	36,8	32	64	1220	112 x 112 x 100	19	1216	23172
50 x 100 x 0,8	3	1,5	28,2	24	36	719	120 x 80 x 66	33	1188	23159
24 x 100 x 0,8	4	0,96	17,8	40	38,4	736	120 x 80 x 63	32	1228,8	23552
90 x 90 x 1	2	1,62	37,96	22	35,64	860	105 x 95 x 75	27	962,28	23223
60 x 60 x 1	3	1,08	24,3	40	43,2	997	120 x 80 x 75	24	1036,8	23928
33,3 x 100 x 1,05	4	1,33	24	48	63,84	1177	118 x 110 x 81	20	1276,8	23540
inch	Units	ft²	lb	Boxes	ft²	lb	Approx. sizes inch	N° pallets	ft²	lb
39,4 x 70,8 x 0,35	2	38,75	154,87	18	775	3208	71,2 x 44,1 x 25,2	17	12400,12	51323
29,7 x 59,4 x 0,39	1	12,27	37,68	44	539,92	2621	62,9 x 36,2 x 29,9	17	9178,6	44562
23,6 x 47,2 x 0,39	2	15,5	82,95	27	418,5	2030	47,2 x 31,4 x 29,5	26	10881	52783
39,4 x 39,4 x 0,35	2	21,53	81,12	32	688,89	2689	44,1 x 44,1 x 39,4	19	13088,92	51086
19,7 x 39,4 x 0,35	3	16,15	62,17	24	387,5	1585	47,25 x 31,5 x 26	33	12787,63	51056
9,5 x 39,4 x 0,35	4	10,33	39,24	40	413,33	1623	47,25 x 31,5 x 24,8	32	13226,7	51923
35,4 x 35,4 x 0,39	2	17,44	88,18	22	383,62	1896	41,3 x 37,4 x 29,5	27	10357,9	51198
23,6 x 23,6 x 0,39	3	11,63	61,42	40	465	2198	47,2 x 31,4 x 29,5	24	11160	52752
13,11 x 39,4 x 0,41	4	14,31	52,91	48	687,16	2595	46,4 x 43,3 x 31,8	20	13743,47	51897

20' CONT.

24 Crates Cajones

6 Levels Niveles

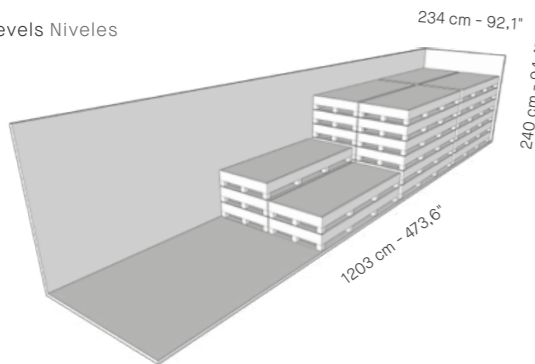


Sizes - Formatos	Slab - Placa			Cont./20' 24000 Kg.			
	Piezas	m ²	kg	Cajón Madera	m ²	kg	Tamaño aprox. cm
100 x 260 x 0,6	1	2,6	36,40	24	1248	19843,2	590 x 234 x 240
inch	Units	ft²	lb	Wooden Crate	ft²	lb	Approx. size inch
39,4 x 102,4 x 0,24	1	28	80,24	24	13433,4	43746,8	232,3 x 92,12 x 94,5

40' CONT.

29 Crates Cajones

6 Levels Niveles



Sizes - Formatos	Slab - Placa			Cont./40' 24000 Kg.			
	Piezas	m ²	kg	Cajón Madera	m ²	kg	Tamaño aprox. cm
100 x 260 x 0,6	1	2,6	36,40	29	1508	23977,2	1203 x 234 x 240
inch	Units	ft²	lb	Wooden Crate	ft²	lb	Approx. size inch
39,4 x 102,4 x 0,24	1	28	80,24	29	16232	52860,7	473,6 x 92,1 x 94,5