



NUC BY MUT



D. NUC TURQUOISE

NUC by MUT features mesh mounted mosaics formed by simple 4,5 cm glass tesserae inspired by the Gestalt Principles, which explain the origin of perceptions in accordance with the stimuli received. This new design in signature wall tiles is therefore conceived as a product that confers equal importance on all its elements, which in this case include the joints, converted into a focal point.


NUC by MUT es un mosaico enmallado compuesto por sencillas teselas cuadradas de vidrio de 4,5 cm que se inspira en las 'leyes de la Gestalt', leyes que explican el origen de las percepciones a partir de los estímulos de cada receptor. Este nuevo diseño para revestimiento de Autor trata por tanto de ser un producto que dota de la misma importancia a todas sus partes, y en este caso no se olvida de las juntas, ya que cobran un papel protagonista.




D. NUC ICE



NUC BY MUT




NUC BY MUT



20128 D. NUC CLOUD
H5 (28x28 cm — 11x11")



20130 D. NUC ICE
H5 (28x28 cm — 11x11")



20129 D. NUC TURQUOISE
H5 (28x28 cm — 11x11")

TECHNICAL CHARACTERISTICS

MATT	GLOSS	SHADE VARIATION	SHOWER WALL	SHOWER FLOOR	FLOOR TRAFFIC	ANTISLIP
•	•	•	•	•	•	DIN 51130 UNE-EN 12633 BS 7998-2 ANSI A137.1
						R10 C1 +36WET >0.42

PACKING

UNIT	PIECES	PIECES	PIECES	m ²	kg	WEIGHT	WEIGHT	BOXES	m ²	kg	cm	CHP	THICKNESS	THICKNESS
PIECE	m ²	m ²	m ²	m ²	BOX	BOX	BOX	BOX (kg)	PALLET	PALLET	PALLET	SIZE	(mm)	(inch)
•	13	1.16	11	0.86	9.28	12.3	27.06	90	77.62	835.45	105x105x110	45x45	6	0.24