

Nantes

White body wall tiles




NANTES H



LOIRA H



SCOORF



D. VENICE H



18213 C. SCOORF/25 _ 6,5 * 25 cm | 2 9/16 * 9 13/16" _ P33



18823 C. SCOORF/75 _ 6,5 * 75 cm | 2 9/16 * 29 1/2" _ P55



18824 L. SCOORF/75 _ 3,5 * 75 cm | 1 3/8 * 29 1/2" _ P45




11899 ALUMINIO/75 _ 0,5 * 75 cm | 3/16 * 29 1/2" _ P36



11898 L. HERMES/75 _ 0,5 * 75 cm | 3/16 * 29 1/2" _ P35

NANTES



15 patterns

25 * 75 * 1,05 cm | 9 13/16 * 29 1/2 * 7/16"

NO RECTIFIED	NATURAL PRICE CODE BN16
G	18079
H	18078

LOIRA



15 patterns

25 * 75 * 1,05 cm | 9 13/16 * 29 1/2 * 7/16"

NO RECTIFIED	NATURAL PRICE CODE BN20
G	18842
H	18843

SCOORF

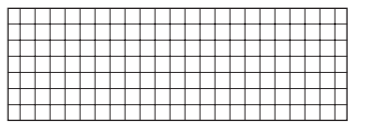


4 patterns

25 * 75 * 1,05 cm | 9 13/16 * 29 1/2 * 7/16"

NO RECTIFIED	NATURAL PRICE CODE BN20
W	18473

VENICE



25 * 75 * 1,05 cm | 9 13/16 * 29 1/2 * 7/16"

NO RECTIFIED	NATURAL PRICE CODE P40
G	19246
H	19245

CARACTERÍSTICAS TÉCNICAS TECHNICAL CHARACTERISTICS		
joint	wall tiles	matt

EMBALAJE PACKING									
Formato Sizes		Cajas Boxes			Pallet			Cont./20'	Cont./20'
cm	Piezas	m ² / sq.m	kg	Cajas	m ² / sq.m	kg	Tamaño cm aprox.	m ² / sq.m	m ² / sq.m
25 * 75 * 1,05	7	1,31	24,70	42	55,13	1062,40	120 * 80 * 80	1115,58	1245,29
inch	Units	ft ²	lb	Boxes	ft ²	lb	Sizes inch approx.	ft ²	ft ²
9 13/16 * 29 1/2 * 7/16	7	14,13	54,34	42	593,36	2337,28	47 1/4 * 31 1/2 * 31 1/2	12007,94	13404,22