



Kampala

White body wall tiles


Kampala Bone_40*120 Kampala Bone Decor_40*120
Ground Bone_60*60 SF




KAMPALA Bone




KAMPALA Silver



KAMPALA Bone | Decor



KAMPALA Silver | Decor



19182 ALUMINIO/120 _ 120 * 0,5 cm | 48 * 0,2" _ P44



17253 ACERO/120 _ 1 * 120 cm | 0,4 * 48" _ P28

KAMPALA

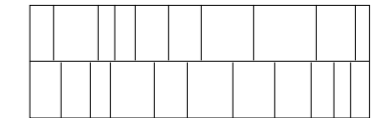


10 patterns

40 * 120 * 0,7 cm | 16 * 48"

RECTIFIED	NATURAL PRICE CODE BN101
BONE	23353
SILVER	23354

KAMPALA DECOR

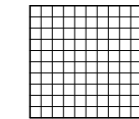


10 patterns

40 * 120 * 0,85 cm | 16 * 48"

RECTIFIED	NATURAL PRICE CODE BN102
BONE	23355
SILVER	23356

D.KAMPALA MOSAIC



30 * 30 cm | 12 * 12"

NO RECTIFIED	NATURAL PRICE CODE P44
BONE	23516
SILVER	23517

CARACTERÍSTICAS TÉCNICAS | TECHNICAL CHARACTERISTICS

joint	wall tiles	matt	thickness

EMBALAJE | PACKING

Formato Sizes	Cajas Boxes			Pallet				Cont./20'	Cont./20'
	Piezas	m2/ sq.m	kg	Cajas	m2/ sq.m	kg	Tamaño cm aprox.	m2/ sq.m	m2/ sq.m
40 * 120 * 0,7	5	2,36	27,50	20	47,20	574	120 * 75 * 54	1767,94	1973,52
40 * 120 * 0,86	4	1,89	25,68	20	37,80	537	120 * 75 * 54	1513,41	1689,39
inch	Units	ft2	lb	Boxes	ft2	lb	Sizes inch approx.	ft2	ft2
15 9/16 * 46 15/16 * 1/4	5	25,40	60,64	20	508,06	1265,67	47 1/4 * 29 1/2 * 21 1/4	19030,15	21242,96
15 9/16 * 46 15/16 * 5/16	4	20,34	56,62	20	406,88	1184,09	47 1/4 * 29 1/2 * 21 1/4	16290,32	18184,55

(Los pesos aquí reflejados pueden sufrir ligeras variaciones en función del lote de producción. Weights shown here may slightly vary depending on the production lot.)

Kampala

White body wall tiles

Kampala Silver Decor_40*120