



ASPEN
expressive surfaces



EXPRESSIVE SURFACE


Aspen è un inedito gres porcellanato effetto pietra che nasce dalla selezione di superfici naturali eterogenee che hanno un denominatore comune, l'eleganza materica.

Aspen is unique stone-effect porcelain stoneware based on a selection of varied natural surfaces with a common denominator: tactile elegance.

Aspen est un grès cérame inédit effet pierre issu de la sélection de surfaces naturelles hétérogènes ayant un dénominateur commun, l'élégance matérielle.

Aspen ist ein neues Feinsteinzeug mit Natursteinoptik, das aus der Auswahl heterogener natürlicher Oberflächen entsteht, welche sich durch folgenden gemeinsamen Nenner auszeichnen: materialbetonte Eleganz.

COLOURS & SHAPES





FLOOR: Sand Moon Rettificato 100x100 - 39^{3/8}x39^{3/8}

100x100 cm, THE AMAZING SIZE THAT DRAWS CONTINUITY.

Le competenze e gli investimenti tecnologici NovaBell danno vita a superfici sempre più duttili e performanti. Gli incredibili formati 100x100 cm conferiscono continuità visiva impareggiabile, ampiezza degli spazi e armoniosa distribuzione di grafica, sfumature e dettagli materici.

NovaBell's skills and technological investments give life to surfaces increasingly ductile with stronger performances. The incredible 100x100cm sizes give unparalleled visual continuity, amplitude of spaces and harmonious distribution of graphics, nuances and material details.



100x100, la taille étonnante qui dessine la continuité. Les compétences et les investissements technologiques de NovaBell donnent vie à des surfaces de plus en plus ductiles et performantes. Les incroyables formats 100x100cm offrent une continuité visuelle inégalée, vastité des espaces et une répartition graphique harmonieuse, des nuances et profondeurs des matières.

100x100 cm: ein großzügiges Format für durchgängige Flächengestaltungen. Dank der Kompetenzen und Technologieinvestitionen von NovaBell entstehen immer vielseitiger einsetzbare und leistungsfähigere Fliesen. Das Großformat 100x100 cm sorgt für durchgängige Flächenbilder, ein großzügiges Raumgefühl und ein harmonisches Zusammenspiel von Strukturen, Nuancen und Materialdetails

COORDINATED SURFACE

Aspen rappresenta una gamma di superfici completa e coordinata, dal gres porcellanato per interno-esterno fino a tutti i pezzi speciali per completare ogni angolo progettuale.

Aspen is a complete and coordinated range of surfaces, from porcelain stoneware for inside and outside use to special trims for completing every corner of a project.

Struttura Grooves

100x100 39 ^{3/8} x39 ^{3/8}	60x120 23 ^{5/8} x47 ^{1/4}	30x60 11 ^{13/16} x23 ^{5/8}	10x30 3 ^{15/16} x11 ^{13/16}
60x120 23 ^{5/8} x47 ^{1/4}	30x60 11 ^{13/16} x23 ^{5/8}	60x60 23 ^{5/8} x23 ^{5/8}	30x60 11 ^{13/16} x23 ^{5/8}

Antislip

60x60 23 ^{5/8} x23 ^{5/8}	30x60 11 ^{13/16} x23 ^{5/8}
------------------------------------------------------	--------------------------------------------------------

OUT WALK **20** Porcelain slabs

20 mm

100x100x2 39 ^{3/8} x39 ^{3/8} x3/4"	60x180x2 23 ^{5/8} x70 ^{7/8} x3/4"	60x120x2 23 ^{5/8} x47 ^{1/4} x3/4"	60x90x2 23 ^{5/8} x35 ^{7/16} x3/4"	Multiformato 1	Multiformato 2
----------------------------------------------------------------	---------------------------------------------------------------	---------------------------------------------------------------	---------------------------------------------------------------	-----------------------	-----------------------

Aspen représente une gamme complète et coordonnée de surfaces, allant du gres cérame pour intérieur-extérieur à toutes les pièces spéciales pour compléter tous les angles du projet.

Aspen steht für eine Serie kompletter und koordinierter Feinsteinzeug-Oberflächen zur Verlegung in Innen- und Außenbereichen; die Serie wird durch alle erdenklichen, für jede Ecke passenden Formteile ergänzt.

WALL: Basalt Rettificato 60x120 - 23^{5/8}x47^{1/4} / Basalt Rettificato 60x60 - 23^{5/8}x23^{5/8} / Basalt Rettificato 30x60 - 11^{13/16}x23^{5/8}
 FLOOR: Basalt Rettificato 100x100 - 39^{3/8}x39^{3/8}





FLOOR: Provenzale Rock Grey Rettificato 30x60 - 11^m13/16x23^m5/8

ELEGANT SHAPE

Provenzale è il modulo che rievoca forme eleganti e senza tempo. La sua forma decorativa accoglie le texture raffinate di Aspen, riflettendo su pavimenti e pareti un carattere unico.

Provenzale is a module that evokes elegant, timeless shapes. Its decorative shape embraces the sophisticated textures of Aspen, imbuing floors and walls with a unique character.



Provenzale est le module qui réévoque des formes élégantes et intemporelles. Sa forme décorative accueille les textures raffinées d'Aspen, reflétant un caractère unique sur les revêtements des sols et les murs.


Provenzale ist ein Modul, das elegante und zeitlose Formen vermittelt. Seine dekorative Gestaltung spiegelt die raffinierten Texturen von Aspen wider und verleiht Boden- und Wandbelägen einen einzigartigen Charakter.



WALL: Struttura Grooves Sand Moon Rettificato 60x120 - 23^{5/8}x47^{1/4} / Forge Metal Bronzo Rettificato 60x120 - 23^{5/8}x47^{1/4}
FLOOR: Sand Moon Rettificato 100x100 - 39^{3/8}x39^{3/8}




100x100 cm, the amazing size
that draws continuity.






WALL: Muretto Oxide Rettificato 10x30 - 3^{15/16}"x11^{13/16}"
FLOOR: Oxide Rettificato 60x120 - 23^{5/8}"x47^{1/4}" / Oxide 20 mm Rettificato 60x90 - 23^{5/8}"x35^{7/16}"



I pezzi speciali Aspen sono cromaticamente perfetti fino ai bordi.
Aspen special trims are chromatically perfect right up to the edges.
Les pièces spéciales Aspen sont chromatiquement parfaites jusqu'aux bords.
Die farbliche Perfektion der Aspen Formteile schließt auch die Ränder ein.



OUTDOOR FLOOR PROJECT


Tutti i pezzi speciali e gli accessori sono coordinati ai fondi. Questa lavorazione genera massima continuità estetica tra tutte le superfici domestiche.

All special trims and accessories are coordinated with the plain tiles. This process ensures maximum aesthetic continuity between all household surfaces.



Toutes les pièces spéciales et les accessoires sont coordonnés avec les fonds. Ce processus génère une continuité esthétique maximale entre toutes les surfaces domestiques.

Alle Form- und Zubehörteile sind auf die Grundfliesen abgestimmt. Mit dieser Verarbeitung wird maximale ästhetische Kontinuität zwischen allen Oberflächen im Verlegeambiente gewährleistet.



FLOOR: Rock Grey Rettificato 60x60 - 23^{5/8} x 23^{5/8} / Rock Grey 20 mm Rettificato 60x90 - 23^{5/8} x 35^{7/16}

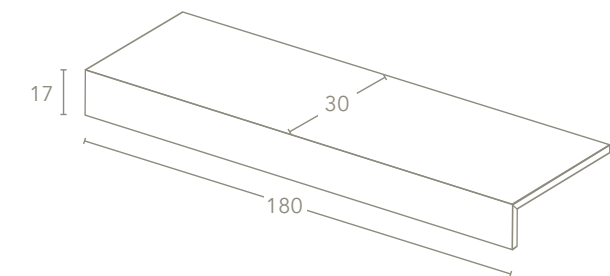




SPECIAL BEAUTY

NovaBell progetta elementi ceramici capaci di modellarsi con estrema precisione ad ogni scala. Le dimensioni sono perfezionate in ogni dettaglio per facilitare la messa in opera sul massetto, creano un total look impeccabile e sono inattaccabili.


NovaBell designs ceramic elements that can be modelled with extreme precision on any scale. Every detail of the sizes is perfected in order to facilitate installation on the screed. The elements create an impeccable total look and are highly resistant.



NovaBell conçoit des éléments céramiques capables de se modeler avec une extrême précision à toutes les échelles. Les dimensions sont étudiées dans les moindres détails pour faciliter la pose sur la chape. Les éléments créent un look total impeccable et sont hautement résistants.

NovaBell entwickelt Keramikelemente, die sich mit höchster Präzision jedem Projektbedarf anpassen lassen. Die Abmessungen sind in jedem Detail perfektioniert, um die Verlegung auf Estrich zu erleichtern. Die Elemente kreieren einen tadellosen „Total Look“ und sind hoch widerstandsfähig.





WALL: Snow Rettificato 30x60 - 11^m13¹⁶x23^m5⁸ / Struttura Grooves Oxide Rettificato 30x60 - 11^m13¹⁶x23^m5⁸
FLOOR: Snow Rettificato 60x60 - 23^m5⁸x23^m5⁸



GROOVES 3D SURFACE

Grooves è la struttura tridimensionale che arricchisce il progetto con la sua superficie materica e naturale.

Grooves is a three-dimensional structure that enhances projects with its tactile, natural surface.




Grooves est la structure tridimensionnelle qui enrichit le projet avec sa surface matériqque et naturelle.

Grooves ist eine dreidimensionale Struktur, die Projekte mit ihrer materialbetonten und natürlichen Oberfläche bereichert.



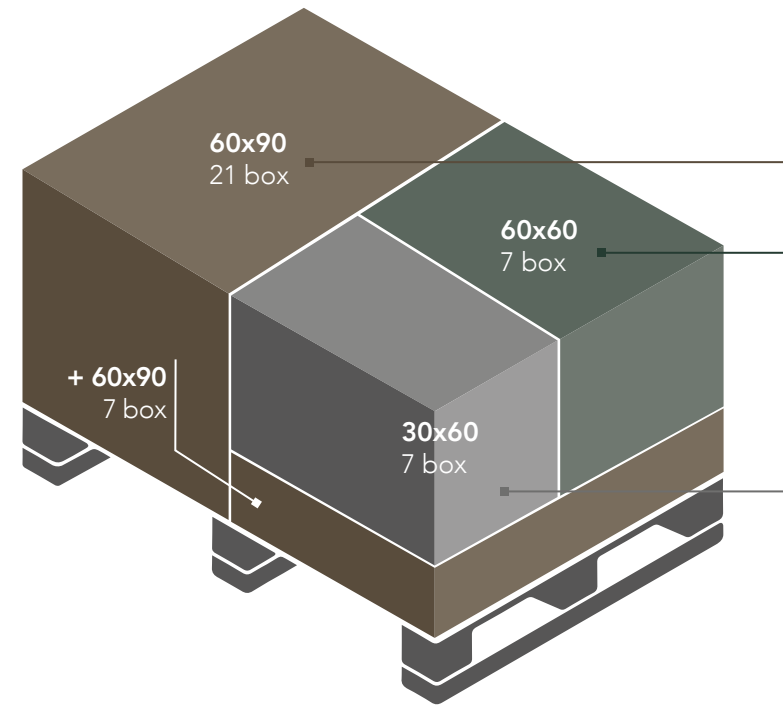
OUT WALK 20
Porcelain
slabs

WALL: Snow 20 mm Rettificato 60x90 - 23^{5/8}x35^{7/16} / Copertina 30x60 - 11^{13/16}x23^{5/8}
FLOOR: MULTIFORMATO 2 Modulo 3 Formati Snow 20 mm Rettificato





MULTIFORMATO 1 & 2



60x90 23 ^{5/8} x 35 ^{7/16} 1 pcs/box	60x60 23 ^{5/8} x 23 ^{5/8} 2 pcs/box
	30x60 11 ^{13/16} x 23 ^{5/8} 2 pcs/box

60x90 → 66,67%
 60x60 → 22,22%
 30x60 → 11,11%

NovaBell si impegna costantemente nel servizio e assistenza al cliente. Per gli articoli MULTIFORMATO, le proporzioni di posa, sono state calcolate e organizzate in pallet pronti all'uso. Questo servizio regala velocità di installazione e risparmio di tempo.

NovaBell provides constant customer service and assistance. For MULTIPLE-SIZE modules, the installation proportions are calculated and organized in ready-to-use pallets. This service speeds up the installation process and saves time.

NovaBell est constamment engagée au service et l'assistance de la clientèle. Pour les articles MULTIFORMAT, les proportions de pose ont été calculées et organisées en palettes prêtes à l'emploi. Ce service permet rapidité d'installation et gain de temps.

NovaBell steht konstant im Dienst des Kunden und bietet in diesem Sinn entsprechende Leistungen. Hinsichtlich der MEHRFORMATIGEN Artikel werden die Verlegeproportionen passend berechnet und auf verarbeitungsfertigen Paletten organisiert. Dieser Service gewährleistet eine rasche Verlegung und Zeitersparnis.





ITEMS





cm. 100x100
inch. 39³/₈x39³/₈

cm. 60x120
inch. 23⁵/₈x47¹/₄

cm. 60x60
inch. 23⁵/₈x23⁵/₈

cm. 30x60
inch. 11¹³/₁₆x23⁵/₈

cm. 10x30
inch. 3¹⁵/₁₆x11¹³/₁₆



60x120 - 23⁵/₈x47¹/₄
APN 12RT Rock Grey Rettificato

02
1075



60x60 - 23⁵/₈x23⁵/₈
APN 10RT Rock Grey Rettificato

03
1065




60x60 - 23⁵/₈x23⁵/₈
APN 17AS Rock Grey Antislip Rett.

03
1070



60x120 - 23⁵/₈x47¹/₄
APN 15RT Struttura Grooves Rock Grey Rettificato

02
1085



30x60 - 11¹³/₁₆x23⁵/₈
APN 16RT Rock Grey Rettificato

07
1035



30x60 - 11¹³/₁₆x23⁵/₈
APN 14AS Rock Grey Antislip Rett.

07
1040



30x60 - 11¹³/₁₆x23⁵/₈
APN 13RT Struttura Grooves
Rock Grey Rettificato

06
1045



10x30 - 3¹⁵/₁₆x11¹³/₁₆
APN 11RT Muretto Rock Grey Rett.

28
1070



30x60 - 11¹³/₁₆x23⁵/₈
APN 01RT Provenzale Rock Grey Rett.

06
1150




30x60 - 11¹³/₁₆x23⁵/₈
APN 117N Mattoncino Rock Grey

04
3120



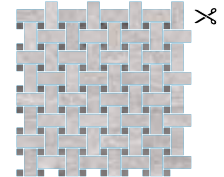
100x100 - 39³/₈x39³/₈
APN 101R Rock Grey Rettificato

02
1090




30x30 - 11¹³/₁₆x11¹³/₁₆
APN 115N Mos. 5x5
Rock Grey

10
3115




30x30 - 11¹³/₁₆x11¹³/₁₆
APN 118N Trama
Rock Grey/Basalt

10
3145



30x30 - 11¹³/₁₆x11¹³/₁₆
APN 116N Sassi
Rock Grey

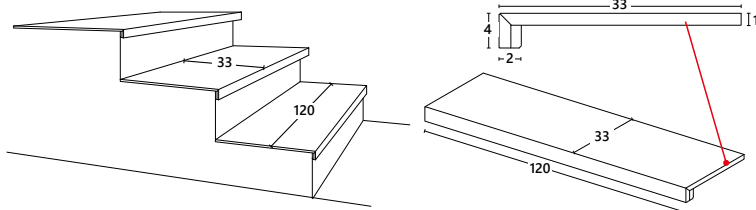
10
3170



30x30 - 11¹³/₁₆x11¹³/₁₆
APN 721N Sassi Mix
Scuro

10
3170

LA SCALA DI CASA TUA.
YOUR STAIRCASE. / DIE TREPPE IN IHREM ZUHAUSE. / L'ESCALIER DE VOTRE MAISON.



15 230 Battiscopa 7x60 2 ³ / ₄ x42 ³ / ₈	01 670 Gradino Elle Rett. 33x120x4 13 ¹ / ₄ x47 ¹ / ₄ x1 ⁹ / ₁₆	01 676 Angolo DX Rett. 33x120x4 13 ¹ / ₄ x47 ¹ / ₄ x1 ⁹ / ₁₆	01 676 Angolo SX Rett. 33x120x4 13 ¹ / ₄ x47 ¹ / ₄ x1 ⁹ / ₁₆
APN B10K	APN G11K	APN G12K	APN G13K

* 6 SETTIMANE DI CONSEGNA / DELIVERY WEEKS /
SECHS WOCHEN LIEFERZEIT / SEMAINES DE LIVRAISON



cm. 60x180
inch. 23⁵/₈x70⁷/₈

cm. 60x90
inch. 23⁵/₈x35⁷/₁₆

cm. 60x120
inch. 23⁵/₈x47¹/₄

cm. 100x100
inch. 38³/₈x39³/₈



60x180 - 23⁵/₈x70⁷/₈
APN 118R Rock Grey 20 MM Rettificato

01
1150



60x120 - 23⁵/₈x47¹/₄
APN 19RT Rock Grey 20 MM Rettificato

01
1125



60x90 - 23⁵/₈x35⁷/₁₆
APN 169R Rock Grey 20 MM Rettificato

01
1120



100x100 - 39³/₈x39³/₈
APN 121R Rock Grey 20MM Rettificato

01
1185

TECHNICAL	DIN 51130	DIN 51097	BCR	ANSI DCOF	Deep Abrasion Resistance	MOHS	Recommended Use	Resistance to Staining	ANSI A 137.1
N	R10	A+B	DRY > 0.40 WET > 0.40	WET ≥ 0.42	< 175 mm ³	≥ 5	4	5	
ANTISLIP	R11	A+B+C	DRY > 0.40 WET > 0.40	WET ≥ 0.42	< 175 mm ³	≥ 7	5	5	V3
OUT WALK	R11	A+B+C	DRY > 0.40 WET > 0.40	WET ≥ 0.42	< 130 mm ³	≥ 8	5	5	



MULTIFORMATO 60x90 - 23⁵/₈x35⁷/₁₆ / 60x60 - 23⁵/₈x23⁵/₈ / 30x60 - 11¹³/₁₆x23⁵/₈

! VENDUTO SOLO A PALLET COMPLETO
SOLD IN FULL PALLET ONLY
NUR IN VOLLE PALETTEN ERHAELTICH
VENDU UNIQUEMENT PAR PALLETTE ENTIERE



MULTIFORMATO
APN M133 Modulo 3 Formati Rock Grey 20 MM Rettificato

1q
1150





cm. 100x100 cm. 60x120 cm. 60x60 cm. 30x60 cm. 10x30
 inch. 39³/₈x39³/₈ inch. 23⁵/₈x47¹/₄ inch. 23⁵/₈x23⁵/₈ inch. 11¹³/₁₆x23⁵/₈ inch. 3¹⁵/₁₆x11¹³/₁₆



60x120 - 23⁵/₈x47¹/₄
APN 72RT Oxide Rettificato

02
1075




60x60 - 23⁵/₈x23⁵/₈
APN 70RT Oxide Rettificato

03
1065



60x120 - 23⁵/₈x47¹/₄
APN 75RT Struttura Grooves Oxide Rettificato

02
1085



30x60 - 11¹³/₁₆x23⁵/₈
APN 76RT Oxide Rettificato

07
1035



30x60 - 11¹³/₁₆x23⁵/₈
APN 73RT Struttura Grooves Oxide Rettificato

06
1045



10x30 - 3¹⁵/₁₆x11¹³/₁₆
APN 71RT Muretto Oxide Rettificato

28
1070



30x60 - 11¹³/₁₆x23⁵/₈
APN 07RT Provenzale Oxide Rett.

06
1150



30x60 - 11¹³/₁₆x23⁵/₈
APN 77N Mattoncino Oxide

04
3120




100x100 - 39³/₈x39³/₈
APN 107R Oxide Rettificato

02
1090




30x30 - 11¹³/₁₆x11¹³/₁₆
APN 775N Mos. 5x5 Oxide

10
3115




30x30 - 11¹³/₁₆x11¹³/₁₆
APN 778N Trama Oxide/Sand Moon

10
3145



30x30 - 11¹³/₁₆x11¹³/₁₆
APN 776N Sassi Oxide

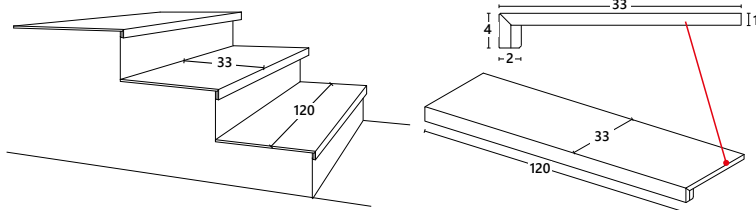
10
3170



30x30 - 11¹³/₁₆x11¹³/₁₆
APN 721N Sassi Mix Scuro

10
3170

LA SCALA DI CASA TUA.
 YOUR STAIRCASE. / DIE TREPPE IN IHREM ZUHAUSE. / L'ESCALIER DE VOTRE MAISON.



15 230 Battiscopa 7x60 2 ³ / ₄ x42 ³ / ₈	01 670 Gradino Elle Rett. 33x120x4 13"x47" ¹ / ₄ x1 ⁹ / ₁₆	01 676 Angolo DX Rett. 33x120x4 13"x47" ¹ / ₄ x1 ⁹ / ₁₆	01 676 Angolo SX Rett. 33x120x4 13"x47" ¹ / ₄ x1 ⁹ / ₁₆
APN B70K	APN G71K	APN G72K	APN G73K

6 SETTIMANE DI CONSEGNA / DELIVERY WEEKS /
 SECHS WOCHEN LIEFERZEIT / SEMAINES DE LIVRAISON



cm. 60x180 cm. 60x90
 inch. 23⁵/₈x70⁷/₈ inch. 23⁵/₈x35⁷/₁₆
 cm. 60x120 cm. 100x100
 inch. 23⁵/₈x47¹/₄ inch. 38³/₈x39³/₈



60x180 - 23⁵/₈x70⁷/₈
APN 718R Oxide 20 MM Rettificato

01
1180



60x120 - 23⁵/₈x47¹/₄
APN 79RT Oxide 20 MM Rettificato

01
1125



60x90 - 23⁵/₈x35⁷/₁₆
APN 769R Oxide 20 MM Rettificato

01
1120



100x100 - 39³/₈x39³/₈
APN 127R Oxide 20MM Rettificato

01
1185

TECHNICAL	DIN 51130	DIN 51097	BCR	ANSI DCOF	Deep Abrasion Resistance	MOHS	Recommended Use	Resistance to Staining	ANSI A 137.1
N	NATURAL	R10	A+B	DRY > 0.40 WET > 0.40	WET ≥ 0.42	< 175 mm ³	≥ 5	4	5
OUT WALK	20 MM	R11	A+B+C	DRY > 0.40 WET > 0.40	WET ≥ 0.42	< 130 mm ³	≥ 8	5	5



MULTIFORMATO 60x90 - 23⁵/₈x35⁷/₁₆ / 60x60 - 23⁵/₈x23⁵/₈ / 30x60 - 11¹³/₁₆x23⁵/₈

! VENDUTO SOLO A PALLET COMPLETO
 SOLD IN FULL PALLETS ONLY
 NUR IN VOLLE PALETTEN ERHAELTICH
 VENDU UNIQUEMENT PAR PALETTE ENTIERE



MULTIFORMATO 1



MULTIFORMATO 2

MULTIFORMATO
APN M733 Modulo 3 Formati Oxide 20 MM Rettificato **1180**





cm. 100x100
inch. 39³/₈x39³/₈

cm. 60x120
inch. 23⁵/₈x47¹/₄

cm. 60x60
inch. 23⁵/₈x23⁵/₈

cm. 30x60
inch. 11¹³/₁₆x23⁵/₈

cm. 10x30
inch. 3¹⁵/₁₆x11¹³/₁₆



60x120 - 23⁵/₈x47¹/₄
APN 22RT Basalt Rettificato

02

1075



60x60 - 23⁵/₈x23⁵/₈
APN 20RT Basalt Rettificato

03

1065



60x60 - 23⁵/₈x23⁵/₈
APN 27AS Basalt Antislip Rett.

03

1070



60x120 - 23⁵/₈x47¹/₄
APN 25RT Struttura Grooves Basalt Rettificato

02

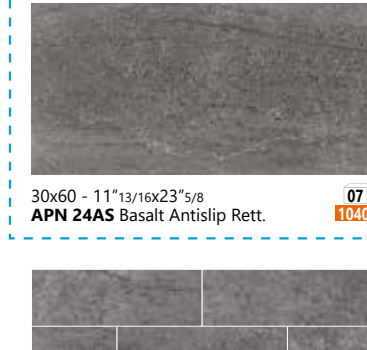
1085



30x60 - 11¹³/₁₆x23⁵/₈
APN 26RT Basalt Rettificato

07

1035



30x60 - 11¹³/₁₆x23⁵/₈
APN 24AS Basalt Antislip Rett.

07


1040



30x60 - 11¹³/₁₆x23⁵/₈
APN 23RT Struttura Grooves Basalt Rettificato

06

1045



10x30 - 3¹⁵/₁₆x11¹³/₁₆
APN 21RT Muretto Basalt Rettificato

28


1070



30x60 - 11¹³/₁₆x23⁵/₈
APN 02RT Provenzale Basalt Rett.

06

1150



30x60 - 11¹³/₁₆x23⁵/₈
APN 227N Mattoncino Basalt

04


3120



100x100 - 39³/₈x39³/₈
APN 102R Basalt Rettificato

02


1090



30x30 - 11¹³/₁₆x11¹³/₁₆
APN 225N Mos. 5x5 Basalt

10


3115



30x30 - 11¹³/₁₆x11¹³/₁₆
APN 228N Trama Basalt/Rock Grey

10


3125



30x30 - 11¹³/₁₆x11¹³/₁₆
APN 226N Sassi Basalt

10

3170

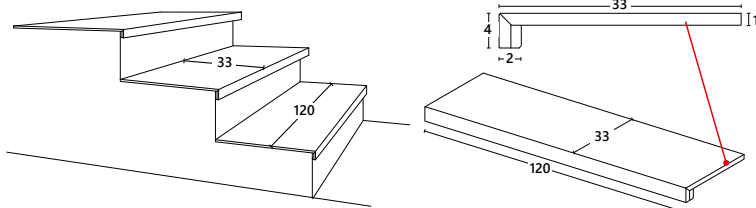


30x30 - 11¹³/₁₆x11¹³/₁₆
APN 721N Sassi Mix Scuro

10

3170

LA SCALA DI CASA TUA.
YOUR STAIRCASE. / DIE TREPPE IN IHREM ZUHAUSE. / L'ESCALIER DE VOTRE MAISON.



15 230 Battiscopa 7x60 2 ³ / ₄ x42 ³ / ₈	01 670 Gradino Elle Rett. 33x120x4 13 ³ / ₄ x47 ¹ / ₄ x1 ⁹ / ₁₆	01 676 Angolo DX Rett. 33x120x4 13 ³ / ₄ x47 ¹ / ₄ x1 ⁹ / ₁₆	01 676 Angolo SX Rett. 33x120x4 13 ³ / ₄ x47 ¹ / ₄ x1 ⁹ / ₁₆
APN B20K	APN G21K	APN G22K	APN G23K

6 SETTIMANE DI CONSEGNA / DELIVERY WEEKS /
SECHS WOCHEN LIEFERZEIT / SEMAINES DE LIVRAISON



cm. 60x180
inch. 23⁵/₈x70⁷/₈

cm. 60x120
inch. 23⁵/₈x47¹/₄

cm. 60x90
inch. 23⁵/₈x35⁷/₁₆

cm. 100x100
inch. 38³/₈x39³/₈



60x180 - 23⁵/₈x70⁷/₈
APN 218R Basalt 20 MM Rettificato

01

1150



60x120 - 23⁵/₈x47¹/₄
APN 29RT Basalt 20 MM Rettificato

01

1125



60x90 - 23⁵/₈x35⁷/₁₆
APN 269R Basalt 20 MM Rettificato

01

1120



100x100 - 39³/₈x39³/₈
APN 122R Basalt 20MM Rettificato

01

1155

TECHNICAL	DIN 51130	DIN 51097	BCR	ANSI DCOF	Deep Abrasion Resistance	MOHS	Recommended Use	Resistance to Staining	ANSI A 137.1
N	R10	A+B	DRY > 0.40 WET > 0.40	WET ≥ 0.42	< 175 mm ³	≥ 5	4	5	
ANTISLIP	R11	A+B+C	DRY > 0.40 WET > 0.40	WET ≥ 0.42	< 175 mm ³	≥ 7	5	5	V3
OUT WALK	R11	A+B+C	DRY > 0.40 WET > 0.40	WET ≥ 0.42	< 130 mm ³	≥ 8	5	5	




MULTIFORMATO 60x90 - 23⁵/₈x35⁷/₁₆ / 60x60 - 23⁵/₈x23⁵/₈ / 30x60 - 11¹³/₁₆x23⁵/₈

VENDUTO SOLO A PALLET COMPLETO
SOLD IN FULL PALLETS ONLY
NUR IN VOLLE PALETTEN ERHAELTICH
VENDU UNIQUEMENT PAR PALETTE ENTIERE



MULTIFORMATO 1



MULTIFORMATO 2

MULTIFORMATO
APN M233 Modulo 3 Formati Basalt 20 MM Rettificato

1tp

1150





cm. 100x100
inch. 39³/₈x39³/₈

cm. 60x120
inch. 23⁵/₈x47¹/₄

cm. 60x60
inch. 23⁵/₈x23⁵/₈

cm. 30x60
inch. 11¹³/₁₆x23⁵/₈

cm. 10x30
inch. 3¹⁵/₁₆x11¹³/₁₆



60x120 - 23⁵/₈x47¹/₄
APN 82RT Snow Rettificato

02
1075




60x60 - 23⁵/₈x23⁵/₈
APN 80RT Snow Rettificato

03
1065



30x60 - 11¹³/₁₆x23⁵/₈
APN 86RT Snow Rettificato

07
1035



60x120 - 23⁵/₈x47¹/₄
APN 85RT Struttura Grooves Snow Rettificato

02
1085



30x60 - 11¹³/₁₆x23⁵/₈
APN 83RT Struttura Grooves
Snow Rettificato

06
1045



10x30 - 3¹⁵/₁₆x11¹³/₁₆
APN 81RT Muretto Snow Rettificato

28
1070



30x60 - 11¹³/₁₆x23⁵/₈
APN 08RT Provenzale Snow Rett.

06
1150




30x60 - 11¹³/₁₆x23⁵/₈
APN 887N Mattoncino Snow

04
3120




30x30 - 11¹³/₁₆x11¹³/₁₆
APN 885N Mos. 5x5
Snow

10
3115




30x30 - 11¹³/₁₆x11¹³/₁₆
APN 888N Trama
Snow/Rock Grey

10
3125



30x30 - 11¹³/₁₆x11¹³/₁₆
APN 886N Sassi Snow

10
3170



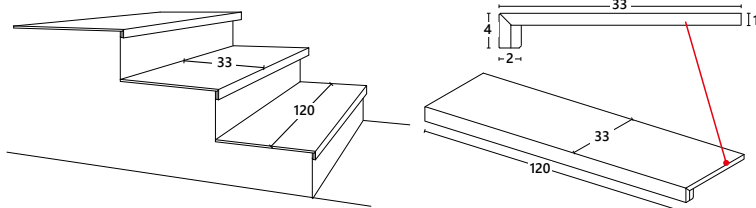
30x30 - 11¹³/₁₆x11¹³/₁₆
APN 481N Sassi Mix
Chiaro

10
3170

100x100 - 39³/₈x39³/₈
APN 108R Snow Rettificato

02
1090

LA SCALA DI CASA TUA.
YOUR STAIRCASE. / DIE TREPPE IN IHREM ZUHAUSE. / L'ESCALIER DE VOTRE MAISON.



15 230 Battiscopa 7x60 2 ³ / ₄ x42 ³ / ₈	01 670 Gradino Elle Rett. 33x120x4 13"x47" ¹ / ₄ x1 ⁹ / ₁₆	01 676 Angolo DX Rett. 33x120x4 13"x47" ¹ / ₄ x1 ⁹ / ₁₆	01 676 Angolo SX Rett. 33x120x4 13"x47" ¹ / ₄ x1 ⁹ / ₁₆
APN B80K	APN G81K	APN G82K	APN G83K

* 6 SETTIMANE DI CONSEGNA / DELIVERY WEEKS /
SECHS WOCHEN LIEFERZEIT / SEMAINES DE LIVRAISON



cm. 60x180
inch. 23⁵/₈x70⁷/₈

cm. 60x90
inch. 23⁵/₈x35⁷/₁₆



60x180 - 23⁵/₈x70⁷/₈
APN 818R Snow 20 MM Rettificato

01
1180



60x90 - 23⁵/₈x35⁷/₁₆
APN 869R Snow 20 MM Rettificato

01
1120

TECHNICAL	DIN 51130	DIN 51097	BCR	ANSI DCOF	Deep Abrasion Resistance	MOHS	Recommended Use	Resistance to Staining	ANSI A 137.1
N	NATURAL	R10	A+B	DRY > 0.40 WET > 0.40	WET ≥ 0.42	< 175 mm ³	≥ 5	4	5
OUT WALK	20 MM	R11	A+B+C	DRY > 0.40 WET > 0.40	WET ≥ 0.42	< 130 mm ³	≥ 8	5	5



MULTIFORMATO 60x90 - 23⁵/₈x35⁷/₁₆ / 60x60 - 23⁵/₈x23⁵/₈ / 30x60 - 11¹³/₁₆x23⁵/₈

! VENDUTO SOLO A PALLET COMPLETO
SOLD IN FULL PALLETS ONLY
NUR IN VOLLE PALETTEN ERHAELTICH
VENDU UNIQUEMENT PAR PALETTE ENTIERE



MULTIFORMATO 1



MULTIFORMATO 2

MULTIFORMATO
APN M833 Modulo 3 Formati Snow 20 MM Rettificato

1tp
1180





cm. 100x100 inch. 39³/₈x39³/₈ cm. 60x120 inch. 23⁵/₈x47¹/₄ cm. 60x60 inch. 23⁵/₈x23⁵/₈ cm. 30x60 inch. 11¹³/₁₆x23⁵/₈ cm. 10x30 inch. 3¹⁵/₁₆x11¹³/₁₆



60x120 - 23⁵/₈x47¹/₄
APN 42RT Sand Moon Rettificato

02
1075



60x60 - 23⁵/₈x23⁵/₈
APN 40RT Sand Moon Rettificato

03
1065



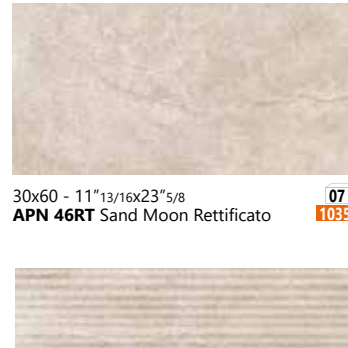
60x60 - 23⁵/₈x23⁵/₈
APN 47AS Sand Moon Antislip Rett.

03
1070



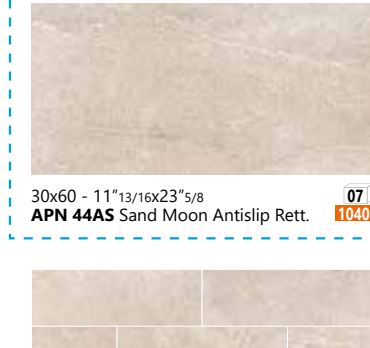
60x120 - 23⁵/₈x47¹/₄
APN 45RT Struttura Grooves Sand Moon Rettificato

02
1085



30x60 - 11¹³/₁₆x23⁵/₈
APN 46RT Sand Moon Rettificato

07
1035



30x60 - 11¹³/₁₆x23⁵/₈
APN 44AS Sand Moon Antislip Rett.

07
1040



30x60 - 11¹³/₁₆x23⁵/₈
APN 43RT Struttura Grooves Sand Moon Rettificato

06
1045



10x30 - 3¹⁵/₁₆x11¹³/₁₆
APN 41RT Muretto Sand Moon Rett.

28
1070



30x60 - 11¹³/₁₆x23⁵/₈
APN 04RT Provenzale Sand Moon Rett.

06
1150




30x60 - 11¹³/₁₆x23⁵/₈
APN 447N Mattoncino Sand Moon

04
3120




100x100 - 39³/₈x39³/₈
APN 104R Sand Moon Rettificato

02
1090




30x30 - 11¹³/₁₆x11¹³/₁₆
APN 445N Mos. 5x5 Sand Moon

10
3115




30x30 - 11¹³/₁₆x11¹³/₁₆
APN 448N Trama Sand Moon/Rock Grey

10
3125



30x30 - 11¹³/₁₆x11¹³/₁₆
APN 446N Sassi Sand Moon

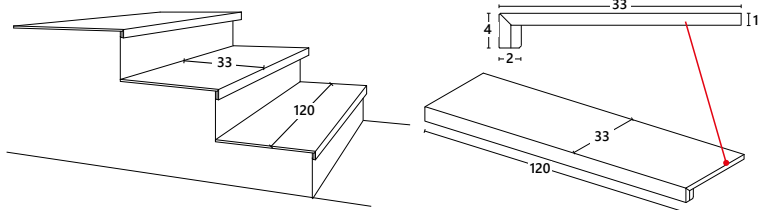
10
3170



30x30 - 11¹³/₁₆x11¹³/₁₆
APN 481N Sassi Mix Chiaro

10
3170

LA SCALA DI CASA TUA. / YOUR STAIRCASE. / DIE TREPPE IN IHREM ZUHAUSE. / L'ESCALIER DE VOTRE MAISON.



15 230	01 670	01 676	01 676
Battiscopa 7x60 2 ³ / ₄ x42 ³ / ₈	Gradino Elle Rett. 33x120x4 13 ³ / ₄ x47 ¹ / ₄ x1 ⁹ / ₁₆	Angolo DX Rett. 33x120x4 13 ³ / ₄ x47 ¹ / ₄ x1 ⁹ / ₁₆	Angolo SX Rett. 33x120x4 13 ³ / ₄ x47 ¹ / ₄ x1 ⁹ / ₁₆
APN B40K	APN G41K	APN G42K	APN G43K

6 SETTIMANE DI CONSEGNA / DELIVERY WEEKS / SECHS WOCHEN LIEFERZEIT / SEMAINES DE LIVRAISON



cm. 60x120 inch. 23⁵/₈x47¹/₄ cm. 100x100 inch. 38³/₈x39³/₈



60x120 - 23⁵/₈x47¹/₄
APN 49RT Sand Moon 20 MM Rett.

01
1125







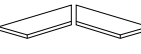

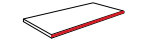



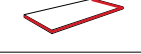

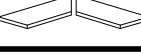



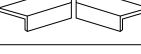



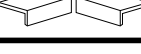

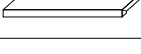

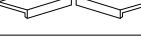

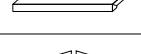

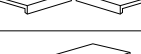

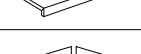

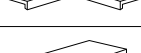









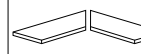

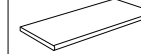

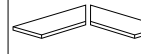





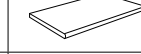










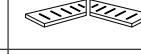

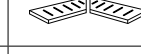



100x100 - 39³/₈x39³/₈
APN 124R Sand Moon 20MM Rettificato

01
1135

TECHNICAL	DIN 51130	DIN 51097	BCR	ANSI DCOF	Deep Abrasion Resistance	MOHS	Recommended Use	Resistance to Staining	ANSI A 137.1
N	R10	A+B	DRY > 0.40 WET > 0.40	WET ≥ 0.42	< 175 mm ³	≥ 5	4	5	
ANTISLIP	R11	A+B+C	DRY > 0.40 WET > 0.40	WET ≥ 0.42	< 175 mm ³	≥ 7	5	5	V3
OUT WALK 20 MM	R11	A+B+C	DRY > 0.40 WET > 0.40	WET ≥ 0.42	< 130 mm ³	≥ 8	5	5	



CODICE	DESCRIZIONE	FP
APN M181	 Gradino Monografico 1 33x180	
APN M182	 Gradino Monografico DX/SX 33x180	
APN M183	 Gradino Monografico 3 33x180	
APN MA18	 Angolo Monografico SX/DX 33x180	
APN M121	 Gradino Monografico 1 33x120	
APN M122	 Gradino Monografico DX/SX 33x120	
APN M123	 Gradino Monografico 3 33x120	
APN MA12	 Angolo Monografico SX/DX 33x120	
APN L1817	 Gradino L17 30x180x17	
APN LA87	 Angolo L17 SX/DX 30x180x17	
APN L1217	 Gradino L17 30x120x17	
APN LA27	 Angolo L17 SX/DX 30x120x17	
APN L1865	 Gradino Elle 30x180x6,5	
APN LA18	 Angolo Elle SX/DX 30x180x6,5	
APN L1265	 Gradino Elle 30x120x6,5	
APN LA12	 Angolo Elle SX/DX 30x120x6,5	
APN L1065	 Gradino Elle 30x100x6,5	
APN LA10	 Angolo Elle SX/DX 30x100x6,5	
APN L9065	 Gradino Elle 30x90x6,5	
APN LA90	 Angolo Elle SX/DX 30x90x6,5	

CODICE	DESCRIZIONE	FP
APN T180	 Toro Gradino 30x180	
APN TA18	 Toro Angolo SX/DX 30x180	
APN T120	 Toro Gradino 30x120	
APN TA12	 Toro Angolo SX/DX 30x120	
APN T102	 Toro Gradino 32x100	
APN TA10	 Toro Angolo SX/DX 32x100	
APN T900	 Toro Gradino 30x90	
APN TA90	 Toro Angolo SX/DX 30x90	
		
APN G2060	 Griglia 20x60	
APN G2050	 Griglia 20x50	
APN G2045	 Griglia 20x45	
APN GA260	 Griglia Angolo SX/DX 20x60	
APN GA250	 Griglia Angolo SX/DX 20x50	
APN GA245	 Griglia Angolo SX/DX 20x45	



The International reference standards:
ISO - ASTM NATURALE

Characteristics and Test methods	Requirements EN 14411 ⁽¹⁾ - G / ISO 13006 ⁽²⁾ - G	Our general values
Determination of water absorption - (ISO 10545-3)	Average value E _s ≤ 0.5 % / Individual maximum 0.6%	Average value ≤ 0.06% Porcelain tiles
Classification	Definition § 3.2 and § 3.7	Physical properties
Modulus of rupture - (ISO 10545-4)	Average ≥ 35 N/mm ²	≥ 35 N/mm ²
Breaking strength - (ISO 10545-4)	Average ≥ 1300 N for thickness ≥ 7.5 mm Average ≥ 700 N for thickness < 7.5 mm	Complies
Resistance to deep abrasion - (ISO 10545-6)	Max volume abraded ≤ 175 mm ³	< 175 mm ³
Resistance to surface abrasion - (ISO 10545-7)	Abrasion class and cycles passed	Class 0 - 5
Recommended use	Novabel criteria	Class 5 (see Annex N - ISO 13006 / EN 14411)
Coefficient of linear thermal expansion - (ISO 10545-8)	Declared value ⁽¹⁾ / Test method available ⁽²⁾	≤ 7.1 x 10 ⁻⁶ °C ⁻¹
Thermal shock resistance - (ISO 10545-9)	Pass according to EN ISO 10545-1 / Test method available ⁽²⁾	Complies
Chemical resistance - (ISO 10545-13)	Declared value ⁽¹⁾ / Manufacturer is to state classification ⁽²⁾	Resistant ⁽²⁾
Resistance to low and high concentrations of acids and alkalis	Minimum class B	Resistant ⁽²⁾
Resistance to household chemicals and swimming pool salts	Minimum class 3	Resistant ⁽²⁾
Resistance to staining - (ISO 10545-14)	Declared value ⁽¹⁾ / Test method available ⁽²⁾	Complies
Release of dangerous substances - (ISO 10545-15)	Declared value ⁽¹⁾ / Test method available ⁽²⁾	Complies
Dimensions - (ISO 10545-5)	See ANNEX G	Complies
Surface quality - (ISO 10545-2 § 7)	A minimum of 95% of the tiles shall be free from visible defects that would impair the appearance of a major area of tiles	Complies
Determination of anti-slip properties - Workrooms and fields of activities with raised slip danger, walking method - Ramp test (DIN 51130) - Germany	BGR / ASR	From R9 to R13
Determination of anti-slip properties - Wet-loaded barefoot areas - Walking method - Ramp test (DIN 51067) - Germany	GL/N/4 8527	A-B-C
Dynamic Coefficient Friction wet and dry condition (BCR - ex BCRA) Italy	DM n. 236 / 1989	μ > 0.40

The International reference standards:
ANSI - ASTM NATURALE

Characteristics and Test methods	Requirements ANSI A 137.1	Our general values
Determination of water absorption - (ASTM C 373)	Average value E _s ≤ 0.5 %	Average value ≤ 0.06% Porcelain tiles
Classification	Definition § 3.0	Physical properties
Breaking strength - (ASTM C 642)	Average ≥ 250 lbf (1.11 kN) Individual ≥ 225 lbf (1.00 kN)	Complies
Visible abrasion - (ASTM C 902)	As reported	Class 0 - 5
Recommended use	Novabel criteria (see Annex N - ISO 13006 / EN 14411)	Class 5
Thermal shock resistance - (ASTM C 428)	Pass	Complies
Crazing resistance - (ASTM C 434)	Pass	Complies
Resistance to freeze/thaw cycling - (ASTM C 1026)	As reported	Resistant
Bond strength - (ASTM C 482)	≥ 50 psi (0.34 MPa)	> 1 MPa
Color Uniformity - (ASTM C 609 and ANSI A 137.1 Section 9.3) ⁽¹⁾	V0 - 3 Judts	See the specific section
Mohs hardness scale - (ex EN 101 / BS 6431-13)	-	≥ 5
Chemical resistance - (ASTM C 650)	As reported	Resistant
Stain resistance - (ASTM C 1378)	As reported	Resistant
Dimensions - (ASTM C 499) - (ASTM C 485) - (ASTM C 502)	See ANSI A 137.1 - Tab. 10	Dimensions - Calibrated tiles
Dimensions - (ASTM C 499) - (ASTM C 485) - (ASTM C 502)	See ANSI A 137.1 - Tab. 10	Dimensions - Rectified tiles
Dimensions - (ASTM C 499) - (ASTM C 485) - (ASTM C 502)	See ANSI A 137.1 - Tab. 10	Complies
DCOF Resistance (ANSI A 137.1 Section 9.6)	≥ 0.42 ⁽¹⁾	Slipperiness DCOF ≥ 0.42

La tabella in italiano con i dati tecnici è scaricabile su www.novabell.it

Si vous le souhaitez, téléchargez le tableau contenant les données techniques en français en allant sur www.novabell.it

The English language technical specification for each collection can be downloaded from www.novabell.it

Die Tabelle in deutscher Sprache kann auf www.novabell.it heruntergeladen werden.



**ASPEN
NATURALE**

Utilizzare il QR CODE per scaricare le schede tecniche
Use the QR CODE to download data sheets



**ASPEN
ANTISLIP**

Utilisez le QR CODE pour télécharger les fiches techniques
QR CODE benutzen um die technische datenblätter runter zu laden



**ASPEN
20MM**

LEED® CERTIFICATION COMPLIANT




SCATOLA / BOX

PALLET

	pz	m2	kg	box	m2	kg	≡
100x100	2	2,000	41,8 	20	40,000	836	9,5
60x120	2	1,440	30,7 	32	46,080	983	9,5
60x60	3	1,080	22,5	40	43,200	900	9,5
30x60	7	1,260	25,4 	40	50,400	1016	9,5
30x60 Struttura	6	1,080	22,3	40	43,200	892	9,5
10x30	28	0,840	16,9	56	47,040	946	9,5
60x180	1	1,080	46,8 	22	23,760	1030	20
60x120	1	0,720	31,0 	32	23,040	992	20
60x90	1	0,540	23,3	44	23,760	1025	20
100x100	1	1,000	43,2 	20	20,000	864	20
Modulo 3 formati	1 cp.	1,620	71,7 	14 cp.	22,680	1004	20

MERCHANDISING



PG APN FT



PG APN 60x120



Struttura GROOVES 60x120



PG APN 60x60



PG APN 100x100



SCAAPN6



SCA-APN



coordinamento: MKT NOVABELL
 stampa: EPHEMERIS
 Ristampa n° 3 - 09/2020



CAT-APN



NovaBell

NOVABELL SpA CERAMICHE ITALIANE
via Molino, 1 - 42014 Roteglia (RE), Italia
T +39 0536 86 11 11 - F +39 0536 85 12 05
info@novabell.it - export@novabell.it
www.novabell.it

