

l'ac

PORCELANOSA Grupo



MOSAICS

WATER MOSAICS

MOSAICS WATER MOSAICS



WATER CARIBBEAN ABSOLUTE



Description	Format	Codes	Group	Pieces	m ²	Kg
WATER CARIBBEAN ABSOLUTE	29.6X29.6X0.4 cm 11 21/32"X11 21/32"X5/32"	100273667 L244009811	G-131	22 x Cj	1.94 x Cj 69.7 x Pal	15.4 x Cj 574.2 x Pal

RECOMMENDED ADHESIVE: ONE-FLEX PREMIUM BLANCO




WATER CARIBBEAN EXCELLENCE



Description	Format	Codes	Group	Pieces	m ²	Kg
WATER CARIBBEAN EXCELLENCE	29.6X29.6X0.4 cm 11 21/32"X11 21/32"X5/32"	100274380 L244009781	G-140	22 x Cj	1.94 x Cj 69.7 x Pal	15.4 x Cj 574.2 x Pal

RECOMMENDED ADHESIVE: ONE-FLEX PREMIUM BLANCO



WATER CARIBBEAN SUPREME



Description	Format	Codes	Group	Pieces	m ²	Kg
WATER CARIBBEAN SUPREME	29.6X29.6X0.4 cm 11 21/32"X11 21/32"X5/32"	100273668 L244009821	G-143	22 x Cj	1.94 x Cj 69.7 x Pal	15.4 x Cj 574.2 x Pal

RECOMMENDED ADHESIVE: ONE-FLEX PREMIUM BLANCO






WATER ICE ABSOLUTE



Description	Format	Codes	Group	Pieces	m ²	Kg
WATER ICE ABSOLUTE	29.6X29.6X0.4 cm 11 21/32"X11 21/32"X5/32"	100273665 L244009881	G-131	22 x Cj	1.94 x Cj 69.7 x Pal	15.4 x Cj 574.2 x Pal

RECOMMENDED ADHESIVE: ONE-FLEX PREMIUM BLANCO



WATER ICE EXCELLENCE



Description	Format	Codes	Group	Pieces	m ²	Kg
WATER ICE EXCELLENCE	29.6X29.6X0.4 cm 11 21/32"X11 21/32"X5/32"	100274371 L244009901	G-140	22 x Cj	1.94 x Cj 69.7 x Pal	15.4 x Cj 574.2 x Pal

RECOMMENDED ADHESIVE: ONE-FLEX PREMIUM BLANCO




WATER ICE SUPREME



Description	Format	Codes	Group	Pieces	m ²	Kg
WATER ICE SUPREME	29.6X29.6X0.4 cm 11 21/32"X11 21/32"X5/32"	100274367 L244009861	G-143	22 x Cj	1.94 x Cj 69.7 x Pal	15.4 x Cj 574.2 x Pal

RECOMMENDED ADHESIVE: ONE-FLEX PREMIUM BLANCO






WATER MOUNTAIN LAKE ABSOLUTE



Description	Format	Codes	Group	Pieces	m ²	Kg
WATER MOUNTAIN LAKE ABSOLUTE	29.6X29.6X0.4 cm 11 21/32"X11 21/32"X5/32"	100273648 L244009981	G-131	22 x Cj	1.94 x Cj 69.7 x Pal	15.4 x Cj 574.2 x Pal

RECOMMENDED ADHESIVE: ONE-FLEX PREMIUM BLANCO




WATER MOUNTAIN LAKE EXCELLENCE



Description	Format	Codes	Group	Pieces	m ²	Kg
WATER MOUNTAIN LAKE EXCELLENCE	29.6X29.6X0.4 cm 11 21/32"X11 21/32"X5/32"	100274368 L244009771	G-140	22 x Cj	1.94 x Cj 69.7 x Pal	15.4 x Cj 574.2 x Pal

RECOMMENDED ADHESIVE: ONE-FLEX PREMIUM BLANCO



WATER MOUNTAIN LAKE SUPREME



Description	Format	Codes	Group	Pieces	m ²	Kg
WATER MOUNTAIN LAKE SUPREME	29.6X29.6X0.4 cm 11 21/32"X11 21/32"X5/32"	100274369 L244009951	G-143	22 x Cj	1.94 x Cj 69.7 x Pal	15.4 x Cj 574.2 x Pal

RECOMMENDED ADHESIVE: ONE-FLEX PREMIUM BLANCO



WATER NORDIC ABSOLUTE



Description	Format	Codes	Group	Pieces	m ²	Kg
WATER NORDIC ABSOLUTE	29.6X29.6X0.4 cm 11 21/32"X11 21/32"X5/32"	100274392 L244009931	G-131	22 x Cj	1.94 x Cj 69.7 x Pal	15.4 x Cj 574.2 x Pal

RECOMMENDED ADHESIVE: ONE-FLEX PREMIUM BLANCO




WATER NORDIC EXCELLENCE



Description	Format	Codes	Group	Pieces	m ²	Kg
WATER NORDIC EXCELLENCE	29.6X29.6X0.4 cm 11 21/32"X11 21/32"X5/32"	100274373 L244009841	G-140	22 x Cj	1.94 x Cj 69.7 x Pal	15.4 x Cj 574.2 x Pal

RECOMMENDED ADHESIVE: ONE-FLEX PREMIUM BLANCO



WATER NORDIC SUPREME



Description	Format	Codes	Group	Pieces	m ²	Kg
WATER NORDIC SUPREME	29.6X29.6X0.4 cm 11 21/32"X11 21/32"X5/32"	100274402 L244009851	G-143	22 x Cj	1.94 x Cj 69.7 x Pal	15.4 x Cj 574.2 x Pal

RECOMMENDED ADHESIVE: ONE-FLEX PREMIUM BLANCO




WATER OCEAN ABSOLUTE



Description	Format	Codes	Group	Pieces	m ²	Kg
WATER OCEAN ABSOLUTE	29.6X29.6X0.4 cm 11 21/32"X11 21/32"X5/32"	100273663 L244009791	G-131	22 x Cj	1.94 x Cj 69.7 x Pal	15.4 x Cj 574.2 x Pal

RECOMMENDED ADHESIVE: ONE-FLEX PREMIUM BLANCO




WATER OCEAN EXCELLENCE



Description	Format	Codes	Group	Pieces	m ²	Kg
WATER OCEAN EXCELLENCE	29.6X29.6X0.4 cm 11 21/32"X11 21/32"X5/32"	100273633 L244009991	G-140	22 x Cj	1.94 x Cj 69.7 x Pal	15.4 x Cj 574.2 x Pal

RECOMMENDED ADHESIVE: ONE-FLEX PREMIUM BLANCO




WATER OCEAN SUPREME



Description	Format	Codes	Group	Pieces	m ²	Kg
WATER OCEAN SUPREME	29.6X29.6X0.4 cm 11 21/32"X11 21/32"X5/32"	100273645 L244009891	G-143	22 x Cj	1.94 x Cj 69.7 x Pal	15.4 x Cj 574.2 x Pal

RECOMMENDED ADHESIVE: ONE-FLEX PREMIUM BLANCO



WATER RAIN FOREST ABSOLUTE



Description	Format	Codes	Group	Pieces	m ²	Kg
WATER RAIN FOREST ABSOLUTE	29.6X29.6X0.4 cm 11 21/32"X11 21/32"X5/32"	100273655 L244009971	G-131	22 x Cj	1.94 x Cj 69.7 x Pal	15.4 x Cj 574.2 x Pal

RECOMMENDED ADHESIVE: ONE-FLEX PREMIUM BLANCO



WATER RAIN FOREST EXCELLENCE



Description	Format	Codes	Group	Pieces	m ²	Kg
WATER RAIN FOREST EXCELLENCE	29,6X29,6X0,4 cm 11 21/32"X11 21/32"X5/32"	100274391 L244009871	G-140	22 x Cj	1.94 x Cj 69.7 x Pal	15.4 x Cj 574.2 x Pal

RECOMMENDED ADHESIVE: ONE-FLEX PREMIUM BLANCO






WATER RAIN FOREST SUPREME



Description	Format	Codes	Group	Pieces	m2	Kg
WATER RAIN FOREST SUPREME	29.6X29.6X0.4 cm 11 21/32"X11 21/32"X5/32"	100274410 L244010011	G-143	22 x Cj	1.94 x Cj 69.7 x Pal	15.4 x Cj 574.2 x Pal

RECOMMENDED ADHESIVE: ONE-FLEX PREMIUM BLANCO






WATER RIVER ABSOLUTE



Description	Format	Codes	Group	Pieces	m ²	Kg
WATER RIVER ABSOLUTE	29.6X29.6X0.4 cm 11 21/32"X11 21/32"X5/32"	100273654 L244009961	G-131	22 x Cj	1.94 x Cj 69.7 x Pal	15.4 x Cj 574.2 x Pal

RECOMMENDED ADHESIVE: ONE-FLEX PREMIUM BLANCO






WATER RIVER EXCELLENCE



Description	Format	Codes	Group	Pieces	m ²	Kg
WATER RIVER EXCELLENCE	29.6X29.6X0.4 cm 11 21/32"X11 21/32"X5/32"	100273666 L244009911	G-140	22 x Cj	1.94 x Cj 69.7 x Pal	15.4 x Cj 574.2 x Pal

RECOMMENDED ADHESIVE: ONE-FLEX PREMIUM BLANCO







WATER RIVER SUPREME



Description	Format	Codes	Group	Pieces	m ²	Kg
WATER RIVER SUPREME	29.6X29.6X0.4 cm 11 21/32"X11 21/32"X5/32"	100274372 L244009831	G-143	22 x Cj	1.94 x Cj 69.7 x Pal	15.4 x Cj 574.2 x Pal

RECOMMENDED ADHESIVE: ONE-FLEX PREMIUM BLANCO





WATER SEA ABSOLUTE



Description	Format	Codes	Group	Pieces	m ²	Kg
WATER SEA ABSOLUTE	29.6X29.6X0.4 cm 11 21/32"X11 21/32"X5/32"	100273619 L244010051	G-131	22 x Cj	1.94 x Cj 69.7 x Pal	15.4 x Cj 574.2 x Pal

RECOMMENDED ADHESIVE: ONE-FLEX PREMIUM BLANCO



WATER SEA EXCELLENCE



Description	Format	Codes	Group	Pieces	m ²	Kg
WATER SEA EXCELLENCE	29.6X29.6X0.4 cm 11 21/32"X11 21/32"X5/32"	100273664 L244009801	G-140	22 x Cj	1.94 x Cj 69.7 x Pal	15.4 x Cj 574.2 x Pal

RECOMMENDED ADHESIVE: ONE-FLEX PREMIUM BLANCO




WATER SEA SUPREME



Description	Format	Codes	Group	Pieces	m ²	Kg
WATER SEA SUPREME	29,6X29,6X0,4 cm 11 21/32"X11 21/32"X5/32"	100274370 L244009921	G-143	22 x Cj	1.94 x Cj 69.7 x Pal	15.4 x Cj 574.2 x Pal

RECOMMENDED ADHESIVE: ONE-FLEX PREMIUM BLANCO




WATER TWILIGHT ABSOLUTE



Description	Format	Codes	Group	Pieces	m ²	Kg
WATER TWILIGHT ABSOLUTE	29.6X29.6X0.4 cm 11 21/32"X11 21/32"X5/32"	100273653 L244010031	G-131	22 x Cj	1.94 x Cj 69.7 x Pal	15.4 x Cj 574.2 x Pal

RECOMMENDED ADHESIVE: ONE-FLEX PREMIUM BLANCO



WATER TWILIGHT EXCELLENCE



Description	Format	Codes	Group	Pieces	m ²	Kg
WATER TWILIGHT EXCELLENCE	29.6X29.6X0.4 cm 11 21/32"X11 21/32"X5/32"	100274365 L244010001	G-140	22 x Cj	1.94 x Cj 69.7 x Pal	15.4 x Cj 574.2 x Pal

RECOMMENDED ADHESIVE: ONE-FLEX PREMIUM BLANCO




WATER TWILIGHT SUPREME



Description	Format	Codes	Group	Pieces	m2	Kg
WATER TWILIGHT SUPREME	29.6X29.6X0.4 cm 11 21/32"X11 21/32"X5/32"	100273618 L244010021	G-143	22 x Cj	1.94 x Cj 69.7 x Pal	15.4 x Cj 574.2 x Pal

RECOMMENDED ADHESIVE: ONE-FLEX PREMIUM BLANCO






WATER WINTER ABSOLUTE



Description	Format	Codes	Group	Pieces	m ²	Kg
WATER WINTER ABSOLUTE	29.6X29.6X0.4 cm 11 21/32"X11 21/32"X5/32"	100274366 L244009761	G-131	22 x Cj	1.94 x Cj 69.7 x Pal	15.4 x Cj 574.2 x Pal

RECOMMENDED ADHESIVE: ONE-FLEX PREMIUM BLANCO




WATER WINTER EXCELLENCE



Description	Format	Codes	Group	Pieces	m ²	Kg
WATER WINTER EXCELLENCE	29.6X29.6X0.4 cm 11 21/32"X11 21/32"X5/32"	100273646 L244009941	G-140	22 x Cj	1.94 x Cj 69.7 x Pal	15.4 x Cj 574.2 x Pal

RECOMMENDED ADHESIVE: ONE-FLEX PREMIUM BLANCO





WATER WINTER SUPREME



Description	Format	Codes	Group	Pieces	m ²	Kg
WATER WINTER SUPREME	29.6X29.6X0.4 cm 11 21/32"X11 21/32"X5/32"	100273647 L244010041	G-143	22 x Cj	1.94 x Cj 69.7 x Pal	15.4 x Cj 574.2 x Pal

RECOMMENDED ADHESIVE: ONE-FLEX PREMIUM BLANCO