

percorsi smart



PIETRA DI BRESSA
120x120 (48"x48") K2 20 mm
IKON BEIGE
120x120 (48"x48") - 60x120 (24"x48")



percorsi smart pietra di bressa



PIETRA DI BRESSA
40x60 (16"x24") - 30x60 (12"x24") - 20x60 (8"x24")



PIETRA DI BRESSA
40x60 (16"x24") - 30x60 (12"x24") - 20x60 (8"x24")

percorsi smart pietra di bressa



PIETRA DI LAVIS
120x120 (48"x48") K2 20 mm



PIETRA DI LAVIS
60x60 (24"x24") - 30x60 (12"x24")



PIETRA DI LAVIS
60x60 (24"x24") - 30x60 (12"x24")



PIETRA DI BAGNOLO
120x120 (48"x48") K2 20 mm

percorsi smart pietra di bagnolo

PIETRA DI BAGNOLO
30x60 (12"x24")



Project: QC Terme Val di Fassa
Photos: Busani Luciano



Project: QC Terme Val di Fassa
Photos: Busani Luciano

PIETRA DI BAGNOLO
30x60 (12"x24")

percorsi smart pietra di bagnolo

V2 - V3 - V4

STONALIZZAZIONE/
SHADING

PIETRA DI BRESSA **V3**



PIETRA DI LAVIS **V4**



PIETRA DI BAGNOLO **V2**



3 COLORI/ COLOURS

PIETRA DI BRESSA



PIETRA DI LAVIS



PIETRA DI BAGNOLO




11 FORMATI/ SIZES




▲ 120x240 (48"x96") RT ≡ K2 20 mm




▲ 30x240 (12"x96") RT ≡ K2 20 mm



▲ 120x120 (48"x48") RT ≡ K2 20 mm



▲ 45x90 (18"x36") RT ≡ K2 20 mm



● ▲ 60x60 (24"x24") RT 9 mm
▲ 60x60 (24"x24") RT ≡ K2 20 mm
▲ 60x60 (24"x24") RT ≡ K3 30 mm



● ▲ 40x60 (16"x24") RT 9 mm



● ▲ 30x60 (12"x24") RT 9mm



● ▲ 20x60 (8"x24") RT 9 mm

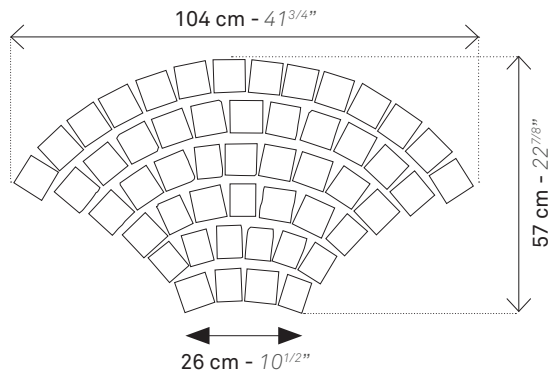


▲ 15x30 (6"x12") N.RT 9 mm

● Natural R9 | ▲ Structured R11

1

DECORO/
DECOR



CODA DI PAVONE
▲ 104x57 (41^{3/4} x 22^{7/8}) RT 9 mm
(TOZZETTI: 6x7,5 - 21/2"x3" - 7,5x7,5 - 3"x3")



PIETRA DI BRESSA



PIETRA DI LAVIS



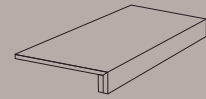
PIETRA DI BAGNOLO

5

PEZZI SPECIALI/
TRIMS



BATTISCOPA
●▲ 7,2x60 (2,8"x24") RT 9 mm



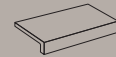
SCALINO CON PROFILO INCOLLATO
●▲ 33x60 (13"x24") RT 9 mm



SCALINO ANGOLARE CON PROFILO INCOLLATO
●▲ 33x33 (13"x13") RT 9 mm



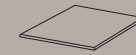
TERMINALE L INCOLLATO
●▲ 30x4x15 (12"x1^{3/4}"x6") RT 9 mm



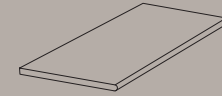
TERMINALE L MONOLITICO
●▲ 30x3,8x16,5 (12"x1^{1/2}"x6^{1/2}) N.RT 10 mm

15

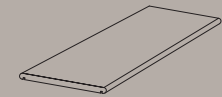
PEZZI SPECIALI K₂/
TRIMS K₂



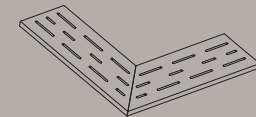
ANGOLARE BORDO CON TORO
▲ 30x30 (12"x12") RT 20 mm



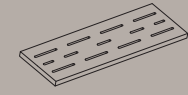
GRADINO BORDO CON TORO
▲ 45x90 (18"x36") RT 20 mm
▲ 30x60 (12"x24") RT 20 mm



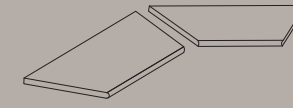
TOP BORDO TORO
▲ 30x60 (12"x24") RT 20 mm



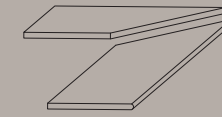
ANGOLARE GRIGLIA
▲ 15x60 (6"x24") RT 20 mm



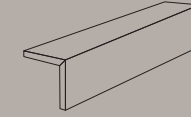
GRIGLIA
▲ 15x60 (6"x24") RT 20 mm



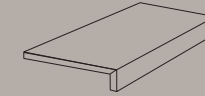
GRADINO ANGOLO INTERNO BORDO CON TORO
▲ 45x90 (18"x36") RT 20 mm
▲ 30x60 (12"x24") RT 20 mm



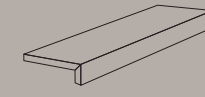
GRADINO ANGOLO ESTERNO BORDO CON TORO
▲ 45x90 (18"x36") RT 20 mm
▲ 30x60 (12"x24") RT 20 mm



CORDOLO L
▲ 60x20x15 (24"x8"x6") RT 20 mm



SCALINO INCOLLATO
▲ 33x60x5 (13"x24"x2") RT 20 mm



TERMINALE L
▲ 120x45x15 (48"x18"x6") RT 20 mm
▲ 90x45x15 (36"x18"x6") RT 20 mm
▲ 60x20x5 (24"x8"x2") RT 20 mm

FORMATI / SIZES

	60x60 24"x24"	40x60 16"x24"	30x60 12"x24"	20x60 8"x24"	15x30 6"x12"	120x240 (119,5x239)* 48"x96"	30x240 (30x239)* 12"x96"	120x120 (119,5x119,5)* 48"x48"	45x90 18"x36"	60x60 24"x24"	60x60 24"x24"
working size	596x596	396x596	297x596	197x596		1194x2390	297x2390	1194x1194	446x895	596x596	596x596
	RT	RT	RT	RT	N.RT	RT	RT	RT	RT	RT	RT
	9 mm	9 mm	9 mm	9 mm	9 mm	K2 20 mm	K2 20 mm	K2 20 mm	K2 20 mm	K2 20 mm	K3 30 mm
PIETRA DI BRESSA	●▲	●▲	●▲	●▲	▲	▲	▲	▲	▲	▲	▲
PIETRA DI LAVIS	●▲	●▲	●▲	●▲	▲	▲	▲	▲	▲	▲	▲
PIETRA DI BAGNOLO	●▲	●▲	●▲	●▲	▲	▲	▲	▲	▲	▲	▲

*Formato nominale / Nominal size

● Natural R9 | ▲ Structured R11