





Natural Extruded tiles at its best!



Anwendungsgebiete application areas

- Innen- und Aussenbereich von privaten und kommerziellen Gebäuden · indoor- and outdoor of private and commercial buildings
- Verkehrsbauten · traffic buildings
- Gaststätten und Beherbergungsgewerbe · restaurants and hotels
- Bildungsstätten · educational facilities
- Balkone und Terrasse · balconies and terraces
- Schwimmstätten · swimming pools
- etc.

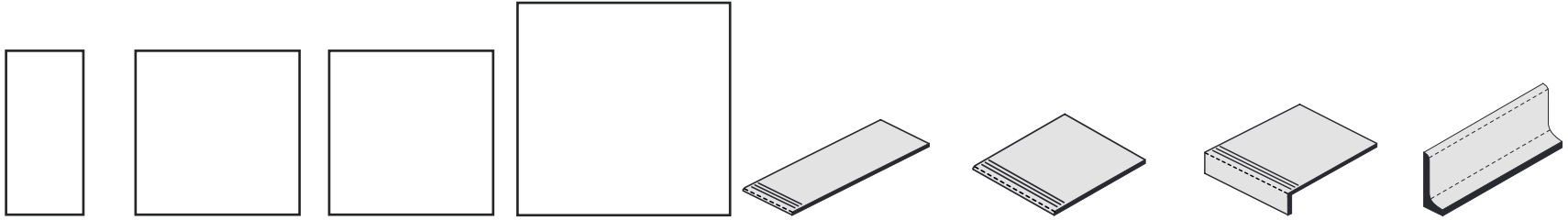




Natural Extruded tiles at its best!

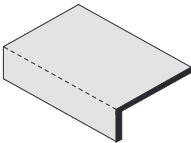
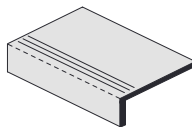
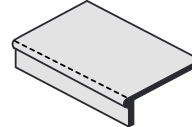
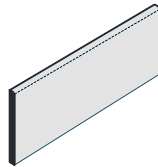
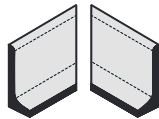
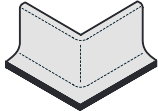
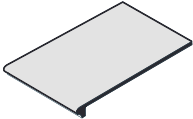
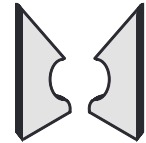
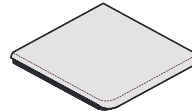
Produktinformationen

R 12
Bewertungsgruppe
assessment group
unglasiert · unglazed
DIN EN 14411
Annex A1



Format Nr. format no.	1100	1610	1610/2	1640	3710	3720/2	3740	4830	4100
Bezeichnung description	Bodenfliese tile	Bodenfliese tile	Bodenfliese tile	Bodenfliese tile	Treppenstufe stair tread	Treppenstufe stair tread		Treppenstufe mit Profil stair tread with profile	Hohlkehlsockel cove base
Format mm	240x115x10	240x240x12	240x240x10	310x310x8	300x115x12	300x240x12	300x240x8	300x240x40x12	240x96x10
1001 Feuerland	●		●	●	●		●	●	●
1002 Swiss	●		●	●	●		●	●	●
1821 Malta	●	●			●	●		●	●
1822 Nordkap	●	●			●	●		●	●
1823 Lanzarote	●	●			●	●		●	●
1825 Borkum	●	●			●	●		●	●
m ² /lm pro Paket m ² /lm per packet	0,727 m ²	0,75 m ²	1,00 m ²	1,50 m ²	1,75 lm	2,00 lm	4,688 lm	1,00 lm	4,00 lm
Stück/m ² /lm piece/m ² /lm	33 Stück/m ² pieces/m ²	16 Stück/m ² pieces/m ²	16 Stück/m ² pieces/m ²	10 Stück/m ² pieces/m ²	8 Stück/lm pieces/lm	4 Stück/lm pieces/lm	3,2 Stück/lm pieces/lm	4 Stück/lm pieces/lm	4 Stück/lm pieces/lm
kg/m ² /lm pro Stück kg/m ² /lm per piece	21 kg/m ²	25 kg/m ²	21 kg/m ²	17 kg/m ²	8,8 kg/lm	8,1 kg/lm	5,1 kg/lm	9 kg/lm	2,8 kg/lm
Stück pro Paket piece per packet	24	12	16	15	14	8	15	4	16
Pakete pro Palette packets per pallet	72	60	60	42	70	42	42	38	72
Stück pro Palette piece per pallet	1.728	720	960	360	980	336	630	152	1.152
m ² /lm pro Palette m ² /lm per pallet	52,344 m ²	45,0 m ²	60,00 m ²	63,00 m ²	122,5 lm	48 lm	196,88 lm	38 lm	288 lm
kg pro Palette kg per pallet	1.099 kg	1.225 kg	1.260 kg	1.071 kg	1078 kg	389 kg	1.004 kg	342 kg	807 kg

Product information

4822	4823	4826	8817	4003	4404	9470	9411/8+9412/8	9471
								
Balkonabdeckplatte balcony cover	Balkonabdeckplatte mit Profil balcony cover with profile	Balkonabdeckplatte mit Nase balcony cover with nose	Sockelleiste skirting	Innenecke inner corner	Außenecke outer corner	Florentiner Stufe Florentine tread	Florentiner Sockelleiste Florentine skirting	Florentiner Eckstufe Florentine corner
240x115x52	240x115x52x12	240x115x52x12	240x75x12	120x96x10	345x240x10	345x240x14	130x75x12	345x345x12
●	●	●	●	●	●	●	●	●
●	●	●	●	●	●	●	●	●
●	●	●	●	●	●	●	●	●
●	●	●	●	●	●	●	●	●
●	●	●	●	●	●	●	●	●
●	●	●	●	●	●	●	●	●
1,50 lm	1,50 lm	1,50 lm	5,00 lm	-	-	1,00 lm	-	-
2 Stück/lm pieces/lm	4 Stück/lm pieces/lm	4 Stück/lm pieces/lm	4 Stück/lm pieces/lm	-	-	4 Stück/lm pieces/lm	-	-
3,9 kg/lm	3,9 kg/lm	3,9 kg/lm	2 kg/lm	1 kg/Paar kg/pair	1 kg/Paar kg/pair	12 kg/lm	0,1 kg/Stück kg/piece	4,8 kg/Stück kg/piece
6	6	6	20	1 Paar pair	1 Paar pair	4	4	1
90	90	90	96	-	-	48	-	-
540	540	540	1.920	-	-	192	-	-
135 lm	135 lm	135 lm	480 lm	-	-	48 lm	-	-
527 kg	527 kg	527 kg	960 kg	-	-	576 kg	-	-

Weitere Formate und Stärken auf Anfrage. Alle Mengenangaben pro m²/lm sind inkl. Fugen./Other formats and thicknesses on request. All quantities per m²/lm are incl. joints.