



103 105 107



187522 Fancy White
29,5x90,1 cm./11.6"x35.5" M925
12 mm. de espesor/thickness

107 109



187523 Fancy Warm
29,5x90,1 cm./11.6"x35.5" M925
12 mm. de espesor/thickness

67 102 105 111 113



187524 Fancy Grey
29,5x90,1 cm./11.6"x35.5" M925
12 mm. de espesor/thickness

103




187611 Evolution
29,5x90,1 cm./11.6"x35.5" D917
12 mm. de espesor/thickness

109



187583 Attraction
29,5x90,1 cm./11.6"x35.5" D917
12 mm. de espesor/thickness

111



187615 Glassy
29,5x90,1 cm./11.6"x35.5" D917
12 mm. de espesor/thickness

105



187591 Syldavia
29,5x90,1 cm./11.6"x35.5" ST966 (=2 pcs)
12 mm. de espesor/thickness


107



187593 Lime
29,5x90,1 cm./11.6"x35.5" D895
12 mm. de espesor/thickness



105




187525 Fancy White Rec
60x60 cm./23.6"x23.6" **M920**
10 mm. de espesor/thickness (Clase 1/Class 1)

67 107 109 197



187526 Fancy Warm Rec
60x60 cm./23.6"x23.6" **M920**
10 mm. de espesor/thickness (Clase 1/Class 1)

102 263



187527 Fancy Grey Rec
60x60 cm./23.6"x23.6" **M920**
10 mm. de espesor/thickness (Clase 1/Class 1)

103



187529 Fancy White Rec
60x120 cm./23.6"x47.2" **M935**
11 mm. de espesor/thickness (Clase 1/Class 1)

68




187530 Fancy Warm Rec 60x120
60x120 cm./23.6"x47.2" **M935**
11 mm. de espesor/thickness (Clase 1/Class 1)

52 95 111 113 261



187531 Fancy Grey Rec
60x120 cm./23.6"x47.2" **M935**
11 mm. de espesor/thickness (Clase 1/Class 1)

67



187549 Rodapie Fancy White Rec
9,5x60 cm./3.7"x23.6" **D118**
10 mm. de espesor/thickness



187550 Rodapie Fancy Warm Rec
9,5x60 cm./3.7"x23.6" **D118**
10 mm. de espesor/thickness

52



187551 Rodapie Fancy Grey Rec
9,5x60 cm./3.7"x23.6" **D118**
10 mm. de espesor/thickness