

Baldocer

# Concrete

*Pasta roja / Red body tiles*

Colores | Colors



BONE



NOCE



PEARL



GREY

Formato pasta roja | Size red body tiles

28 x 85 cm. | 11,02" x 33,46"

20 x 50 cm. | 7,87" x 19,69"

44,7 x 44,7 cm. | 17,60" x 17'60"


Decor Concrete Pearl 28 x 85 cm.





# Concrete

Pasta roja / Red body tiles




Concrete Bone  
28 x 85 cm. W2885L



Concrete Pearl  
28 x 85 cm. W2885L



Concrete Noce  
28 x 85 cm. W2885L



Concrete Grey  
28 x 85 cm. W2885L



Decor Concrete Bone  
28 x 85 cm. W2885RB



Decor Concrete Pearl  
28 x 85 cm. W2885RB




## Pavimento coordinado / Coordinated floor tiles



Concrete Bone  
44,7 x 44,7 cm. F4545L



Concrete Noce  
44,7 x 44,7 cm. F4545L



Concrete Pearl  
44,7 x 44,7 cm. F4545L




Concrete Grey  
44,7 x 44,7 cm. F4545L

Formato / Size	Pz/Box	M <sup>2</sup> /Box	Kg/Box	M <sup>2</sup> /Pa	Box/Pa	Kg/Pa	Rodapié / Skirting	Size	TR	PCK
28 x 85	6	1,43	26,50	64,35	45	1.193	Rodapié Corte / Cut Skirting - 44,7 x 44,7	8 x 44,7	12	28
44,7 x 44,7	7	1,40	25,00	67,20	48	1.200	Rodapié / Skirting - 44,7 x 44,7	8 x 44,7	06*	28

\* Sujeto a disponibilidad / Subject to availability



Se aconseja uso del Sistema Nivelado  
We recomend using Levelling System to fix the tiles  
Ver pág. 480 / See page 480



Concrete Bone 28 x 85 cm. Lamas Concrete Noce 28 x 85 cm. Pavimento Concrete Noce 44,7 x 44,7 cm.



# Concrete

Pasta roja / Red body tiles



Concrete Bone  
20 x 50 cm. W2050L



Concrete Pearl  
20 x 50 cm. W2050L




Concrete Noce  
20 x 50 cm. W2050L



Concrete Grey  
20 x 50 cm. W2050L



Decor Mosaico Concrete Noce  
20 x 50 cm. W2050L



Decor Mosaico Concrete Grey  
20 x 50 cm. W2050L



Cenefa Mosaico Concrete Noce  
5 x 50 cm. [PCK.10]



Decor Mosaico Concrete Grey  
5 x 50 cm. [PCK.10]



Decor Louver Concrete Noce  
20 x 50 cm. W2050L



Decor Louver Concrete Grey  
20 x 50 cm. W2050L



## Pavimento coordinado / Coordinated floor tiles



Concrete Bone  
44,7 x 44,7 cm. F4545L



Concrete Noce  
44,7 x 44,7 cm. F4545L



Concrete Pearl  
44,7 x 44,7 cm. F4545L



Concrete Grey  
44,7 x 44,7 cm. F4545L

Formato / Size	Pz/Box	M <sup>2</sup> /Box	Kg/Box	M <sup>2</sup> /Pa	Box/Pa	Kg/Pa	Rodapié / Skirting	Size	TR	PCK
20 x 50	10	1,00	16,50	64,00	64	1.056	Rodapié Corte / Cut Skirting - 44,7 x 44,7	8 x 44,7	12	28
44,7 x 44,7	7	1,40	25,00	67,20	48	1.200	Rodapié / Skirting - 44,7 x 44,7	8 x 44,7	06*	28

\* Sujeto a disponibilidad / Subject to availability



Se aconseja uso del Sistema Nivelado  
We recomend using Levelling System to fix the tiles  
Ver pág. 480 / See page 480



Concrete Pearl 20 x 50 cm. Decor Louver Concrete Grey 20 x 50 cm. Pavimento Concrete Grey 44,7 x 44,7 cm.

