

STEAM WORK



STEAM WORK

È la nuova collezione Ascot che propone una raccolta di tavole ed intarsi lignei lavorati al caldo del vapore. Il legno che ne risulta è elegante, morbido ed assume tonalità calde ed esclusive. Questa tecnica già conosciuta agli antichi egizi, viene utilizzata oggi nelle lavorazioni più innovative e tecnologiche del legno per ottenere intarsi di design con formati e superfici contemporanee perfette per ambienti dallo stile caldo ed accogliente. I decori di formato non consueto sono ideali per creare ambienti freschi e personalizzabili e sono proposti in 4 disegni differenti.



The new Ascot collection, evoking an assortment of wooden boards and inlays hot-processed by steam. The resulting wood is elegant and soft, in warm, luxurious shades.

This technique, known even to the ancient Egyptians, is used today in the most innovative, high-tech woodworking for designer inlays with contemporary sizes and surfaces, perfect for interiors in warm, welcoming style.

The decor tiles, in an unusual size, are ideal for fresh, highly individual design schemes and come in 4 different patterns.

Cette nouvelle collection Ascot propose une série de planches et d'incrustations sur bois travaillées à la vapeur chaude.

Le bois qui en résulte, élégant et doux, prend des tonalités chaudes et exclusives.

Cette technique, déjà connue des anciens Égyptiens, est aujourd'hui utilisée dans les traitements du bois les plus innovants et les plus technologiques pour obtenir des incrustations design aux formats et aux surfaces modernes, l'idéal pour des espaces au style chaleureux et accueillant.

Les décors au format insolite, proposés dans 4 dessins différents, sont parfaits pour créer des espaces frais et personnalisables.


Ist die neue Kollektion von Ascot, die eine Reihe von Holztafeln und Intarsien anbietet, die mit heißem Dampf bearbeitet wurden.

Das hieraus hervorgehende Holz ist elegant, weich und nimmt warme und exklusive Farbtöne an.

Diese bereits bei den antiken Ägyptern bekannte Technik wird heutzutage bei den innovativsten und technologischsten Holzbearbeitungen angewandt, um Designintarsien mit zeitgenössischen Formaten und Oberflächen zu erhalten, die sich perfekt für ein Ambiente mit einem warmen und einladenden Stil eignen.

Die Dekors mit einem außergewöhnlichen Format sind ideal, um ein frisches und individuell gestaltetes Ambiente zu schaffen, und werden in 4 unterschiedlichen Motiven angeboten.

STEAM WORK



IVORY

OAK

NUT



COLORI
COLORS

DIGITAL PORCELLANATO
TECHNOLOGY IMPASTO COLORATO



CHERRY

ASH

EBONY

2
FORMATI
FORMATS

20x120

8"x47,2"

30x120

12"x47,2"





Ivory 20x120 - Oak 20x120
Ivory Emma 29,6x29,6

Ivory 30x120

Ivory







Nut 20x120





Nut 20x120
Nut 30x120



THE
D
N






Nut Anna 29,6x29,6 - Nut Emma 29,6x29,6
Nut Lucia 29,6x29,6 - Nut Sara 29,6x29,6


STEAM WORK

Cherry Sara 29,6x29,6





Cherry 20x120







Cherry 30x120 - Cherry 20x120
Cherry Anna 29,6x29,6

Oak 20x120 - Ivory 20x120
Oak Emma 29,6x29,6







Oak 30x120



OAK



STEAM WORK

Ash 20x120 - Ash Emma - Anna - Sara - Lucia 29,6x29,6







Ebony 30x120 - Ebony 20x120
Ebony Sara 29,6x29,6



Ebony 20x120

EBONY

STEAM WORK

Ivory



SWK1210 Steam Work Ivory 20x120 8"x47,2"

625



SWK3010 Steam Work Ivory 30x120 12"x47,2"

625

Oak



SWK1280 Steam Work Oak 20x120 8"x47,2"

625

SWK12800 Steam Work Oak Out 20x120 8"x47,2"

625



SWK3080 Steam Work Oak 30x120 12"x47,2"

625

Nut



SWK1260 Steam Work Nut 20x120 8"x47,2"

625



SWK3060 Steam Work Nut 30x120 12"x47,2"

625

Cherry



SWK1250 Steam Work Cherry 20x120 8"x47,2"

625



SWK3050 Steam Work Cherry 30x120 12"x47,2"

625

Ash



SWK1240 Steam Work Ash 20x120 8"x47,2"

625

SWK12400 Steam Work Ash Out 20x120 8"x47,2"

625



SWK3040 Steam Work Ash 30x120 12"x47,2"

625

Ebony



SWK1270 Steam Work Ebony 20x120 8"x47,2"


625



SWK3070 Steam Work Ebony 30x120 12"x47,2"

625

STEAM WORK



SWKA10 Steam Work Ivory
Anna 29,6x29,6 11,8"x11,8" 592



SWKE10 Steam Work Ivory
Emma 29,6x29,6 11,8"x11,8" 592



SWKS10 Steam Work Ivory
Sara 29,6x29,6 11,8"x11,8" 592



SWKL10 Steam Work Ivory
Lucia 29,6x29,6 11,8"x11,8" 592



SWKA80 Steam Work Oak
Anna 29,6x29,6 11,8"x11,8" 592



SWKE80 Steam Work Oak
Emma 29,6x29,6 11,8"x11,8" 592



SWKS80 Steam Work Oak
Sara 29,6x29,6 11,8"x11,8" 592



SWKL80 Steam Work Oak
Lucia 29,6x29,6 11,8"x11,8" 592



SWKA60 Steam Work Nut
Anna 29,6x29,6 11,8"x11,8" 592



SWKE60 Steam Work Nut
Emma 29,6x29,6 11,8"x11,8" 592



SWKS60 Steam Work Nut
Sara 29,6x29,6 11,8"x11,8" 592



SWKL60 Steam Work Nut
Lucia 29,6x29,6 11,8"x11,8" 592



SWKA50 Steam Work Cherry
Anna 29,6x29,6 11,8"x11,8" 592



SWKE50 Steam Work Cherry
Emma 29,6x29,6 11,8"x11,8" 592



SWKS50 Steam Work Cherry
Sara 29,6x29,6 11,8"x11,8" 592



SWKL50 Steam Work Cherry
Lucia 29,6x29,6 11,8"x11,8" 592




SWKA40 Steam Work Ash
Anna 29,6x29,6 11,8"x11,8" 592



SWKE40 Steam Work Ash
Emma 29,6x29,6 11,8"x11,8" 592



SWKS40 Steam Work Ash
Sara 29,6x29,6 11,8"x11,8" 592



SWKL40 Steam Work Ash
Lucia 29,6x29,6 11,8"x11,8" 592



SWKA70 Steam Work Ebony
Anna 29,6x29,6 11,8"x11,8" **592**



SWKE70 Steam Work Ebony
Emma 29,6x29,6 11,8"x11,8" **592**



SWKS70 Steam Work Ebony
Sara 29,6x29,6 11,8"x11,8" **592**



SWKL70 Steam Work Ebony
Lucia 29,6x29,6 11,8"x11,8" **592**



SWKM10 Steam Work Mix Ivory
(36 pz) 29,6x29,6 11,8"x11,8" **535**



SWKM80 Steam Work Mix Oak
(36 pz) 29,6x29,6 11,8"x11,8" **535**



SWKM60 Steam Work Mix Nut
(36 pz) 29,6x29,6 11,8"x11,8" **535**



SWKM50 Steam Work Mix Cherry
(36 pz) 29,6x29,6 11,8"x11,8" **535**



SWKM40 Steam Work Mix Ash
(36 pz) 29,6x29,6 11,8"x11,8" **535**

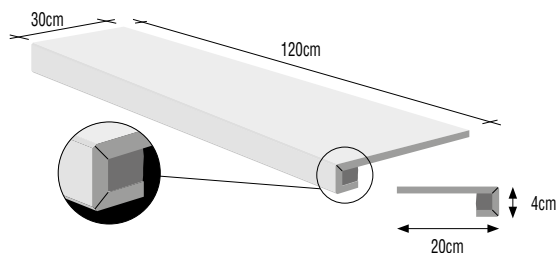
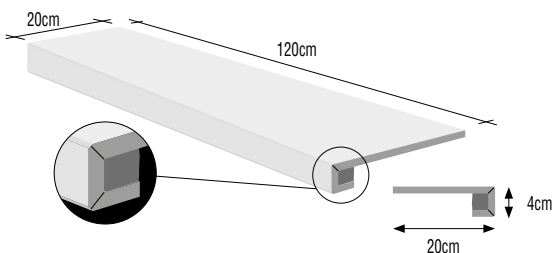


SWKM70 Steam Work Mix Ebony
(36 pz) 29,6x29,6 11,8"x11,8" **535**

Pezzi Speciali - Special Pieces

- SWKB10** Battiscopa Steam Work Ivory
- SWKB40** Battiscopa Steam Work Ash
- SWKB50** Battiscopa Steam Work Cherry
- SWKB60** Battiscopa Steam Work Nut
- SWKB70** Battiscopa Steam Work Ebony
- SWKB80** Battiscopa Steam Work Oak

- 6x120 2,4"x47" **538**
- 6x120 2,4"x47" **538**
- 6x120 2,4"x47" **538**
- 6x120 2,4"x47" **538**
- 6x120 2,4"x47" **538**
- 6x120 2,4"x47" **538**



- SWKS121** Scalino Costa Retta Steam Work Ivory 20x120 8"x47" **775**
- SWKS124** Scalino Costa Retta Steam Work Ash 20x120 8"x47" **775**
- SWKS125** Scalino Costa Retta Steam Work Cherry 20x120 8"x47" **775**
- SWKS126** Scalino Costa Retta Steam Work Nut 20x120 8"x47" **775**
- SWKS127** Scalino Costa Retta Steam Work Ebony 20x120 8"x47" **775**
- SWKS128** Scalino Costa Retta Steam Work Oak 20x120 8"x47" **775**

- SWKS131** Scalino Costa Retta Steam Work Ivory 30x120 12"x47" **775**
- SWKS134** Scalino Costa Retta Steam Work Ash 30x120 12"x47" **775**
- SWKS135** Scalino Costa Retta Steam Work Cherry 30x120 12"x47" **775**
- SWKS136** Scalino Costa Retta Steam Work Nut 30x120 12"x47" **775**
- SWKS137** Scalino Costa Retta Steam Work Ebony 30x120 12"x47" **775**
- SWKS138** Scalino Costa Retta Steam Work Oak 30x120 12"x47" **775**

STEAM WORK OUT

Oak



SWK12800 Steam Work Oak Out 20x120 8"x47,2"

625

Ash



SWK12400 Steam Work Ash Out 20x120 8"x47,2"

625













Imballi - Packing - Verpackung - Emballage - Embalaje
PORCELLANATO
 IMPASTO COLORATO

BITECH
 CERAMICA PORCELLANATA

STEAMWORK

Formato Size Format Formato	Pezzi/Scatola Pieces/Box Stück/Karton Pieces/Boîte Piezas/Caja	Mq./Scatola Sq.m./Box Qm./Karton M ² /Boîte Mq./Caja	Kg./Scatola Kg./Box Kg./Karton Kg./Boîte Kg./Caja	Scatole/Pallet Boxes/Pallet Kartons/Palette Boîte/Palette Caja/Pallet	Mq./Pallet Sq.m./Pallet Qm./Palette M ² /Palette Mq./Pallet	Kg./Pallet Kg./Pallet Kg./Palette Kg./Palette Kg./Pallet	Spessore Thickness Stärke Epaisseur Espesor
30x120	4	1,410	33,40	36	50,76	1.222	10 mm
20x120	6	1,410	33,40	36	50,76	1.222	10 mm
20x120 out	6	1,410	33,40	36	50,76	1.222	10 mm
29,6x29,6 anna	13	1,170	24,20	40	46,80	983	10 mm
29,6x29,6 emma	13	1,170	24,20	40	46,80	983	10 mm
29,6x29,6 lucia	13	1,170	24,20	40	46,80	983	10 mm
29,6x29,6 sara	13	1,170	24,20	40	46,80	983	10 mm
29,6x29,6 mix	4	-	-	-	-	-	-
6x120 battiscopa	6	-	-	-	-	-	-
20x120 scalino costa retta	2	-	-	-	-	-	-
30x120 scalino costa retta	2	-	-	-	-	-	-
20x120 out	6	1,410	33,40	36	50,76	1.222	10 mm

Dati tecnici secondo norme - Tecnical data conform to - Caractéristiques techniques d'après normes - Technische Daten nach den Normen EN 14411 B I, GL

	Caratteristiche tecniche Technical data Caractéristiques techniques Technische Daten	Norme Norms Normes Norm	STEAMWORK		Caratteristiche tecniche Technical data Caractéristiques techniques Technische Daten	Norme Norms Normes Norm	STEAMWORK	
			IN	OUT			IN	OUT
	Resistenza all'abrasione Abrasion resistance Résistance à l'abrasion Abrasionswiderstandigkeit	ISO 10545-7	PEI IV	PEI IV		DIN 51130	R10	R11
	Assorbimento d'acqua Water absorption Absorption d'eau Wasseraufnahme	ISO 10545-3	≤ 0,5%	≤ 0,5%		DIN 51097	A	A+B+C
	Resistenza alla flessione Breaking modulus Résistance à la flexion Biegefestigkeit	ISO 10545-4	40±55 N/mm ²	40±55 N/mm ²		ANSI A137-1	> 0,42	> 0,42
	Resistenza al gelo Resistance to frost Résistance au gel Frostbeständigkeit	ISO 10545-12	Non gelive Frost proof Ingelif Frostsicher	Non gelive Frost proof Ingelif Frostsicher		TORTUS	WET > 0,67 DRY > 0,64	> 0,74
	Resistenza all'attacco acido e basico Glaze resistance to acid and alkaline attack Résistance aux acides et aux bases Saeure-und laugenfestigkeit	ISO 10545-13	Resiste Resists Resiste Bestanding	Resiste Resists Resiste Bestanding		EN101	8	8
	Resistenza alle macchie Stain resistance Résistance aux taches Fleckenfestigkeit	ISO 10545-14	Totale Complete Totale Absolut	Totale Complete Totale Absolut			V2	V2





CERAMICHE
ASCOT S.P.A.
VIA CROCE, 80 - 41014
SOLIGNANO (MO) ITALY
TEL +39 059 77.84.11
FAX +39 059 77.84.44/43
info@ascot.it
www.ascot.it

